

# BONN ECON DISCUSSION PAPERS

Discussion Paper 18/2003

## The Risk Management of Minimum Return Guarantees

by

**Antje Mahayni, Erik Schlögl**

July 2003



Bonn Graduate School of Economics  
Department of Economics  
University of Bonn  
Adenauerallee 24 - 42  
D-53113 Bonn

The Bonn Graduate School of Economics is  
sponsored by the

Deutsche Post  World Net  
*MAIL EXPRESS LOGISTICS FINANCE*

# THE RISK MANAGEMENT OF MINIMUM RETURN GUARANTEES

ANTJE MAHAYNI AND ERIK SCHLÖGL

**ABSTRACT.** We analyse contracts which pay out a guaranteed minimum rate of return and a fraction of a positive excess rate, which is specified on the basis of a benchmark portfolio. These contracts are closely related to unit-linked life-insurance/savings plan products and can be considered as alternatives to a direct investment in the underlying benchmark portfolio. The option embedded into the savings plan is in fact a power option, and thus the specification of the “fair” contract parameters is closely related to well known features of these financial derivatives. The key issue, both in order to rigorously justify valuation by arbitrage arguments and to prevent the guarantees from becoming uncontrollable liabilities to the issuer, is the risk management of the embedded options by a tractable and realistic hedging strategy. The long maturity of life-insurance products makes it necessary to lift the Black/Scholes assumptions and consider an uncertain volatility scenario, thus explicitly taking into account “model risk”. In this context, we show how to determine the contract parameters conservatively and implement robust risk management strategies. This highlights the necessity of a careful choice of guarantees which are granted to the insurance customer and suggests a new role for a type of “bonus account” customary in many life-insurance contracts.

**Keywords:** *Minimum return guarantee, defined-contribution pension plans, life-insurance, uncertain volatility, conservative pricing, robust hedging, model misspecification, model risk*

## 1. INTRODUCTION

Many modern life-insurance policies specify minimum rate of return guarantees on the capital accumulated during the life of the contract. This and other elements of optionality, such as bonus distribution schemes and surrender possibilities, implicitly represent short positions in financial derivatives and as such are liabilities, which constitute a potential hazard to company solvency. Unfortunately, up to very recent times this hazard has remained unrecognised or ignored, with often catastrophic results for policy holders and insurance company shareholders alike.<sup>1</sup> It is safe to say that the traditional actuarial methods failed to keep up with the complexity of the financial securities embedded in the insurance policies. Once the potentially disastrous consequences of mismanaging the risk associated with these implicit options became obvious, the “fair valuation” of these liabilities became a focus of attention both in the insurance and the accounting professions.<sup>2</sup>

Minimum rate of return guarantees have also begun to gain importance on another front. As aging populations increasingly put pressure on traditional defined-benefit pension plans, there is a trend toward defined-contribution plans, in order to reduce the risk

---

*Date.* June 17, 2003. The authors would like to thank Klaus Sandmann for fruitful discussions. The usual disclaimers apply.

<sup>1</sup>A set of such cases is given by Grosen and Jørgensen (1999), Briys and de Varenne (1997) and Pelsser (2002).

<sup>2</sup>This development is discussed in Jørgensen (2001), who also gives further references. See in particular the report of the *Fair Valuation of Liabilities Task Force* appointed by the American Academy of Actuaries, reproduced in Vanderhoof and Altman (1998).

borne by plan sponsors (be they government organisations or private-sector corporations). Countries such as Australia, Mexico and Chile have moved or are in the process of moving to defined-contribution plans, as are many private-sector employers in the U.S. and the U.K. This has the unfortunate side effect that, as Bodie and Crane (1999) put it, “In defined-contribution plans, investment risk is being passed on to the parties who are the least knowledgeable and the least able to bear it.” It seems reasonable, as they suggest, that minimum rate of return guarantees on retirement savings plans have an important role to play in addressing this problem. In order for this to be practicable, however, realistic valuation techniques and an implementable risk management methodology must be available.

Past difficulties with the financial derivatives embedded in life insurance contracts are in part due to the fact that the classical actuarial approach, i.e. valuing liabilities by discounting expected payouts with a fixed interest rate, is not applicable. Traditionally one could justify using expected payouts by the law of large numbers, i.e. for a company with a large number of policies outstanding, the mortality tables reflect nearly deterministic proportions rather than probabilities. For claims depending on one or few underlying financial variables, this is not true. Rather, an approach based on arbitrage arguments of the type pioneered by Black and Scholes (1973) is required. Thus “fair valuation” becomes “pricing by arbitrage” where the embedded options are concerned. This was recognised early on by Brennan and Schwartz (1976, 1979) and Boyle and Schwartz (1977).

In the present paper, we consider a savings plan which yields a guaranteed interest rate plus a participation in the positive excess return of a given benchmark portfolio, in a slight modification of the insurance contract studied by Miltersen and Persson (1998). In fact, in the absence of a bonus account to smooth realised returns, our results can be mapped to their setting in a straightforward manner. It is the bonus account and the associated distribution mechanism which distinguishes what is commonly termed *participating* contracts from *unit-linked* contracts. In a pure version of the former, all return above the guaranteed level is credited to a bonus account and distributed between the policy holder and the issuer at some later date according to the contractual arrangement. We consider the latter type, where the excess return credited to the customer is linked directly to the level of some reference portfolio, such as a mutual fund (as commonly seen in practice), a certain stock, a stock index, a foreign currency, etc. As explained below, we envision a different potential role for a bonus account.

Motivated by the realisation that when unhedged and wrongly priced, the options embedded in insurance/savings products can become uncontrollable liabilities and have led to the collapse of some issuers, there has been a proliferation of recent research on this topic. Unit-linked contracts with minimum return guarantees are studied by Bacinello and Ortu (1993), Nielsen and Sandmann (1995), Boyle and Hardy (1997), Bacinello (2001) and Grosen and Jørgensen (1997). The latter also include interest rate guarantees of the *American* type, which can be interpreted as a surrender option. What is common to this strand of literature is the use of martingale pricing theory based on the works of Harrison and Kreps (1979) and Harrison and Pliska (1981). However, the existing literature is mainly concerned with the correct valuation of insurance policies, i.e. the pricing of the option component by standard Black/Scholes-type dynamic arbitrage arguments. The risk management of insurance products is often considered to be the concern of regulatory intervention. Thus there is a serious gap, which we aim to fill in this paper: Even if the options embedded in insurance products are priced correctly, they still represent uncontrollable liabilities if unhedged. This argument can be taken even further: the determination

of “fair” prices according to standard theory is justified by the existence of hedging strategies, i.e. self-financing trading strategies which replicate the payoff of the derivative under consideration, where the fair price is to be interpreted as the initial investment in the self-financing strategy. Consequently, in this paper we seek tractable and realistic hedging strategies to justify meaningful prices for options embedded in insurance products.

This is not simply an extension of existing valuation results: Given the very long maturities of the products under consideration, in order to be practically meaningful, prices and hedging strategies must take into account a high degree of uncertainty about the true dynamics of the underlying asset. This “model risk” that undoubtedly exists is even more important for hedging than for pricing: While one might argue that for such long maturities, using some sort of long-run “average” volatility will result in reasonable prices, it is *local* (i.e. instantaneous) volatility that determines the correct hedging strategy.

While risk management under model misspecification and model risk has received some attention in the finance literature, this has not been suitably applied to insurance products. For the purposes of the present paper, the key result from the existing literature is the observation that for convex payoffs the Black/Scholes hedging strategy is robust with respect to model misspecification if the assumed Black/Scholes volatility dominates the true volatility (and vice versa for concave payoffs).<sup>3</sup> Building on the Uncertain Volatility Model of Avellaneda, Levy and Parás (1995), it allows us to construct meaningful hedging strategies using a minimum of assumptions on the stochastic dynamics of the underlying asset, i.e. that the volatility is bounded above and below.

The risk management strategy thus constructed represents a superhedge, i.e. under the assumption of uncertain but bounded volatility the payoff from the hedge dominates the liability due to the embedded option. However, the strategy is no longer self-financing in the usual sense of the word, as it will be possible to extract funds from the hedge before maturity, depending on the *realised* volatility of the underlying asset during the life of the option. These funds could be distributed back to the insured as they are freed by the risk management strategy. In this sense, the risk management of minimum return guarantees embedded in life-insurance products appears a far more practicable application of superhedging using volatility bounds than it would be for pure financial derivatives. For the latter, superhedges are typically considered too expensive to implement at a marketable price.

In other words, the present paper can also be seen as a suggestion how to extricate pension plans from the defined-benefit/defined-contribution dilemma. The contract considered here is of the defined-contribution type, but the market risk borne by the insured is limited by the minimum return guarantee. The guarantee is risk-managed and priced using a superhedging strategy, which is robust against model misspecification, but the cost of this to the insured can be mitigated by distributing funds freed from the risk management strategy during the life of the contract using a bonus distribution mechanism not unlike those currently common in life insurance.

The rest of the paper is organised as follows. Section 2 defines the payoff structure of a roll-over savings plan, which can be interpreted as a life-insurance product which pays out a minimum rate of return  $g$  and a fraction  $\alpha$  of a positive excess which is specified on the basis of a benchmark portfolio. It is shown that the option implicit in the guarantee can be

---

<sup>3</sup>This robustness of the Black/Scholes model is discussed in detail in El Karoui, Jeanblanc-Picqué and Shreve (1998) and Dudenhausen, Schlögl and Schlögl (1998). It was first observed by Avellaneda, Levy and Parás (1995).

expressed as a suitably specified power option, the valuation of which in a Black/Scholes-type financial market model is well-known in the finance literature. These results are used to determine the “fair” contract parameters  $(\alpha, g)$  such that no additional upfront premium is necessary. Section 3 is concerned with model risk. We give a short review of well known results which are needed in order to achieve the conservative contract specification and robust hedging strategy, including the definition of the cost process for imperfect hedges. Static hedges using standard options are discussed in section 4. These hedges are completely model-independent and thus unaffected by model misspecification. In addition to giving useful intuition for the dynamic strategies, the static hedges allow us to imply bounds on the fair contract parameters from market-quoted option prices. However, the standard options are typically unavailable for very long maturities, so section 5 considers conservative contract specifications arising from dynamic robust hedging strategies. The cost process of the superhedge then describes how funds are freed from the risk management strategy during the life of the contract. We conclude with some final remarks.

## 2. THE EMBEDDED POWER OPTION

Along the lines of Miltersen and Persson (1998), we assume that if the insured pays  $K_i$  at each time  $t_i$ , the payoff at maturity  $t_N$  is<sup>4</sup>

$$I(t_N) = \sum_{i=0}^{N-1} K_i e^{g_i(t_N-t_i) + \alpha[\delta(t_i, t_N) - g_i(t_N-t_i)]^+}$$

This is in effect a roll-over savings plan in which all dividends and interest earned is reinvested. At maturity  $t_N$  the insured receives his insurance premium plus a guaranteed minimum rate of return  $g$  and a fraction  $\alpha$  of the positive excess rate of return, if any, calculated with respect to a benchmark index  $X$ , i.e.

$$\delta(t_i, t_N) := \ln \frac{X_{t_N}}{X_{t_i}}.$$

Thus a return is guaranteed on each premium payment individually, while still realistically modelling the accumulation of funds during the life of the contract.<sup>5</sup> Consider the payoff which is directly associated with the premium  $K_i$ , i.e.

$$I^{(i)}(t_N) := K_i e^{g_i(t_N-t_i) + \alpha[\delta(t_i, t_N) - g_i(t_N-t_i)]^+}.$$

It is immediately clear that the payoff-function is increasing with respect to the participation rate  $\alpha$ , while the effect of changing the guaranteed rate  $g$  is twofold: Increasing  $g$  raises the level of the guaranteed payoff and the point at which the insured begins to participate in gains of the benchmark index. This is easily seen when the payoff is decomposed into a guaranteed part and an embedded option.

---

<sup>4</sup> $t_N$  can be interpreted as the “time of retirement”, when premium payments cease and in the simplest case the accumulated funds are paid out as a lump sum.

<sup>5</sup>Miltersen and Persson (1998) consider a contract which guarantees a minimum return for each individual year of the life of the contract, i.e. *ceteris paribus* their guarantee dominates the one given here. However, in keeping with the interpretation that the contract represents savings toward retirement, we consider the insured to be only concerned about the return over the total life of the contract, and the specification given here is the less expensive version of the guarantee. For the analysis below, the results for both specifications are completely analogous.

LEMMA 2.1. For  $\delta(t_i, t_N) = \ln \frac{X_{t_N}}{X_{t_i}}$  it holds

$$(1) \quad \begin{aligned} I^{(i)}(t_N) &= \frac{K_i}{G(t_i, t_N)} + N^{(i)}(\alpha, g_i) [X_{t_N}^\alpha - K^{(i)}(\alpha, g_i)]^+ \\ \text{where } G(t_i, t_N) &:= \exp \{-g_i(t_N - t_i)\}, \\ N^{(i)}(\alpha, g_i) &:= K_i \frac{G^{\alpha-1}(t_i, t_N)}{X_{t_i}^\alpha}, \\ K^{(i)}(\alpha, g_i) &:= \left( \frac{G(t_i, t_N)}{X_{t_i}} \right)^{-\alpha}. \end{aligned}$$

*Proof.* Notice that the payoff which is directly associated with the premium  $K_i$  can be represented as

$$\begin{aligned} I^{(i)}(t_N) &:= K_i \exp \left\{ \bar{g}_i(t_N - t_i) \right\} \\ \text{where } \bar{g}_i &= g_i + \frac{\alpha}{t_N - t_i} \left( \ln \frac{X_{t_N}}{X_{t_i}} - g_i(t_N - t_i) \right)^+ \end{aligned}$$

Defining

$$G(t_i, t_N) := \exp \{-g_i(t_N - t_i)\}$$

we have

$$I^{(i)}(t_N) = \frac{K_i}{G(t_i, t_N)} \left( 1 + \left[ \left( \frac{X_{t_N} G(t_i, t_N)}{X_{t_i}} \right)^\alpha - 1 \right]^+ \right)$$

Thus, the embedded option is a so-called asymmetric power option (PO), i.e. characterised by the payoff profile

$$[X_T^\alpha - K]^+.$$

In the case of the above payoff  $I^{(i)}(t_N)$  we have a strike which depends on the power  $\alpha$  and the guaranteed minimum rate of return  $g_i$ , i.e.

$$K^{(i)}(\alpha, g_i) := \left( \frac{G(t_i, t_N)}{X_{t_i}} \right)^{-\alpha}$$

The number  $N$  of power options embedded into the insurance contract depends on  $\alpha$  and  $g_i$  as well, i.e.

$$N^{(i)}(\alpha, g_i) := K_i \frac{G^{\alpha-1}(t_i, t_N)}{X_{t_i}^\alpha}$$

□

With the above lemma it follows that the fair valuation of the MRRG (*Minimum Rate of Return Guarantee*) is given by the present value of the fixed amount plus the fair valuation of the embedded power options, i.e. for  $t_i \leq t \leq t_N$  we have

$$\text{MRRG}^{(i)}(t, t_N) = \text{PV} \left( \frac{K_i}{G(t_i, t_N)} \right) + N^{(i)}(\alpha, g_i) PO(\alpha, t, t_N, K^{(i)}(\alpha, g_i))$$

where  $\text{MRRG}^{(i)}(t, t_N)$  denotes the  $t$ -price associated with the payoff  $I^{(i)}(t_N)$ ,  $PV$  the present value operator and  $PO(\alpha, t, t_N, K)$  the price of a power option with power  $\alpha$ , strike  $K$  and maturity  $t_N$  on the index  $X$ . In the following, we use standard theory from financial economics, which is based on arbitrage arguments, to calculate the fair price of a power option.

Denote with  $B(t, T)$  the time  $t$  price of a zero coupon bond paying one monetary unit at maturity  $T$ . The forward price process of the index  $X$  is modelled as a lognormal martingale under the  $t_N$  forward measure  $\mathbf{P}_{t_N}$ :<sup>6</sup>

$$(2) \quad d \frac{X(t)}{B(t, t_N)} = \frac{X(t)}{B(t, t_N)} \sigma(t, t_N) dW_{t_N}(t)$$

This removes the need to assume deterministic interest rates, which would be unrealistic given the long time horizon.  $\sigma(t, t_N)$  is the volatility of the forward price process and for tractability reasons we assume this volatility to be deterministic. One (but not the only) modelling choice which supports this would be to have  $X$  follow a geometric Brownian motion (i.e. a dynamic along the lines of Black and Scholes (1973)) and interest rate dynamics given by a Gauss–Markov Heath, Jarrow and Morton (1992) model.

**THEOREM 2.2.** *Consider an option on the asset  $X$  where the payoff at maturity  $T = t_N$  is given by  $[X_T^\alpha - K]^+$ , i.e. an asymmetric call power option with power  $\alpha$  and strike  $K$ . In a model where the forward index process  $X$  is a lognormal martingale under the  $t_N$  forward measure  $\mathbf{P}_{t_N}$ , c.f. equation (2), it holds that*

(a) *The price process  $PO = (PO_t)_{0 \leq t \leq T}$  of the power option is given by*

$$(3) \quad PO(t, X_t) = B(t, t_N) \left[ \left( \frac{X_t}{B(t, t_N)} \right)^\alpha e^{-\frac{1}{2}\alpha(1-\alpha)v_{t_N}^2(t)} \mathcal{N} \left( h_1 \left( t, \frac{X_t}{B(t, t_N)^{\frac{1}{\alpha}} K} \right) - (1-\alpha)v_{t_N}(t) \right) - K \mathcal{N} \left( h_2 \left( t, \frac{X_t}{B(t, t_N)^{\frac{1}{\alpha}} K} \right) \right) \right]$$

where  $\mathcal{N}$  denotes the one-dimensional standard normal distribution function,  $\sigma(\cdot, t_N)$  is the deterministic volatility of the forward index, and the functions  $h_{1,2}$  are given by

$$h_1(t, z) = \frac{\ln z + \frac{1}{2}v_{t_N}^2(t)}{v_{t_N}(t)}; \quad h_2(t, z) = h_1(t, z) - v_{t_N}(t)$$

and

$$v_{t_N}(t) = \sqrt{\int_t^{t_N} \|\sigma(s, t_N)\|^2 ds}$$

(b) *The delta of the option is given by*

$$\begin{aligned} \Delta^{PO}(t, X_t) &= PO_x(t, X_t) \\ &= \alpha \left( \frac{X_t}{B(t, t_N)} \right)^{\alpha-1} e^{-\frac{1}{2}\alpha(1-\alpha)v_{t_N}^2(t)} \mathcal{N} \left( h_1 \left( t, \frac{X_t}{B(t, t_N)^{\frac{1}{\alpha}} K} \right) - (1-\alpha)v_{t_N}(t) \right) \end{aligned}$$

---

<sup>6</sup>This is the martingale measure associated with taking the zero coupon bond maturing in  $t_N$  as the numeraire. For the relationship between different numeraires and their associated martingale measures, see Geman, El Karoui and Rochet (1995).



(c) The gamma of the option is given by

$$\gamma^{PO}(t, X_t) = PO_{xx}(t, X_t) = \alpha \frac{1}{B(t, t_N)} \left( \frac{X_t}{B(t, t_N)} \right)^{\alpha-2} e^{-\frac{1}{2}\alpha(1-\alpha)v_{t_N}^2(t)} \left[ (\alpha-1)\mathcal{N}\left(h_1\left(t, \frac{X_t}{B(t, t_N)^{\frac{1}{\sqrt[3]{K}}}}\right) - (1-\alpha)v_{t_N}(t)\right) + \frac{\mathcal{N}'\left(h_1\left(t, \frac{X_t}{B(t, t_N)^{\frac{1}{\sqrt[3]{K}}}}\right) - (1-\alpha)v_{t_N}(t)\right)}{v_{t_N}(t)} \right]$$

(d) The vega of the option is given by

$$PO_{v_{t_N}}(t, X_t) = v_{t_N}(t)X_t^2\gamma^{PO}(t, X_t) \Leftrightarrow PO_{\bar{\sigma}_{t_N}} = \bar{\sigma}_{t_N}(t)(t_N - t)X_t^2\gamma^{PO}(t, X_t)$$

where  $\bar{\sigma}_{t_N}$  is the per annum average volatility over the life of the option.

(e) The theta of the option is given by

$$\theta^{PO}(t, X_t) = PO_t(t, X_t) = rPO(t, X_t) + v'_{t_N}(t)v_{t_N}(t)X_t^2\gamma^{PO}(t, X_t)$$

where  $PO_t$ ,  $PO_x$ ,  $PO_{xx}$  denote the partial derivatives.

**Proof.** The above theorem is a well known result, see for example Zhang (1998), p. 597, equation (30.3). The proof is easily done by using a change of measure, c.f. Esser (2002), and given in appendix A for the reader's convenience. The partial derivatives are derived in appendix B with respect to the forward prices, i.e.

$$PO^*(t, X_t^*) = \frac{PO(t, X_t)}{B(t, T)}, \quad \text{where } X_t^* := \frac{X_t}{B(t, T)}$$

In particular, this implies

$$\begin{aligned} PO_x(t, X_t) &= PO_x^*(t, X_t^*) \\ PO_{xx}(t, X_t) &= \frac{1}{B(t, T)}PO_{xx}^*(t, X_t^*) \\ PO_t(t, X_t) &= B_t(t, T)PO^*(t, X_t^*) + B(t, T)PO_t^*(t, X_t^*) \\ &= r_tPO(t, X_t) + B(t, T)PO_t^*(t, X_t^*) \end{aligned}$$

where  $r_t$  is the continuously compounded short interest rate at time  $t$ .

□

**PROPOSITION 2.3.** In a model where the forward index process  $X$  is a lognormal martingale under the  $t_N$  forward measure  $\mathbf{P}_{t_N}$ , c.f. equation (2), it holds that the arbitrage free ("fair") price at time  $t$ , ( $t_i < t \leq t_N$ ), for the  $MRRG^{(i)}$  on the premium  $K_i$  is given by

$$(4) \quad MRRG^{(i)}(t, t_N) = \frac{K_i B(t, t_N)}{G(t_i, t_N)} \left[ 1 + \left( \frac{\frac{X_t}{X_{t_i}}}{\frac{B(t, t_N)}{G(t_i, t_N)}} \right)^\alpha e^{-\frac{1}{2}\alpha(1-\alpha)v_{t_N}^2(t)} \mathcal{N}\left(h_1^{(i)}\left(t, \frac{\frac{X_t}{X_{t_i}}}{\frac{B(t, t_N)}{G(t_i, t_N)}}\right) - (1-\alpha)v_{t_N}(t)\right) - \mathcal{N}\left(h_2^{(i)}\left(t, \frac{\frac{X_t}{X_{t_i}}}{\frac{B(t, t_N)}{G(t_i, t_N)}}\right)\right) \right]$$

where

$$h^{(1)}(t, z) = \frac{\ln z + \frac{1}{2}v_{t_N}^2(t)}{v_{t_N}(t)}; \quad h^{(2)}(t, z) = h^{(1)}(t, z) - v_{t_N}(t)$$

$$v_{t_N}(t) = \sqrt{\int_t^{t_N} \|\sigma(s, t_N)\|^2 ds}$$

**Proof.** Pricing under *No-Arbitrage* implies

$$(5) \quad \begin{aligned} \text{MRRG}^{(i)}(t, t_N) &= \frac{K_i B(t, t_N)}{G(t_i, t_N)} \left( 1 + E_{t_N} \left[ \left[ \left( \frac{X_{t_N} G(t_i, t_N)}{X_{t_i}} \right)^\alpha - 1 \right]^+ \middle| \mathcal{F}_t \right] \right) \\ &= \frac{K_i B(t, t_N)}{G(t_i, t_N)} + N^{(i)}(\alpha, g_i) PO(t, X_t; K^{(i)}(\alpha, g_i)) \end{aligned}$$

where

$$K^{(i)}(\alpha, g_i) := \left( \frac{G(t_i, t_N)}{X_{t_i}} \right)^{-\alpha}, \quad N^{(i)}(\alpha, g_i) := K_i \frac{G^{\alpha-1}(t_i, t_N)}{X_{t_i}^\alpha}$$

With

$$\frac{X_t}{B(t, t_N) \sqrt[\alpha]{K(\alpha, g)}} = \frac{\frac{X_t}{X_{t_i}}}{\frac{B(t, t_N)}{G(t_i, t_N)}}$$

the above proposition is an immediate consequence of theorem 2.2.  $\square$

It is worth mentioning that, without introducing an additional upfront premium, the set of fair contract parameters  $(\alpha^*, g_i^*)$  is restricted by the condition that at time  $t_i$ , the fair price of the  $\text{MRRG}^{(i)}$  must be given by  $K_i$ , i.e. we have

**COROLLARY 2.4.** *If there is no upfront premium for the embedded option to pay, i.e. at  $t_i$  the insured pays the amount  $K_i$  to achieve the payoff  $I^{(i)}(t_N)$  at  $t_N$ , then the fair zero premium contract specification  $(\alpha^*, g^*)$  has to satisfy the condition*

$$(6) \quad 1 = \frac{B(t_i, t_N)}{G(t_i, t_N)} \left[ 1 + \left( \frac{G(t_i, t_N)}{B(t_i, t_N)} \right)^\alpha e^{-\frac{1}{2}\alpha(1-\alpha)v_{t_N}^2(t_i)} \mathcal{N} \left( h_1^{(i)} \left( t_i, \frac{G(t_i, t_N)}{B(t_i, t_N)} \right) - (1-\alpha)v_{t_N}(t_i) \right) - \mathcal{N} \left( h_2^{(i)} \left( t_i, \frac{1}{\frac{B(t_i, t_N)}{G(t_i, t_N)}} \right) \right) \right]$$

**Proof.** The above corollary is a direct consequence of the fair pricing condition

$$\text{MRRG}^{(i)}(t_i, t_N) = K_i$$

where  $\text{MRRG}^{(i)}(t_i, t_N)$  is given as in proposition 2.3, i.e. equation (4) with  $t = t_i$ .  $\square$

The key parameter for the price of the option embedded in the minimum rate of return guarantee is the volatility  $\sigma(t, t_N)$  of the forward price process of the benchmark index, c.f. equation (2). Figures 1–4 show the effect of this parameter on the fair combinations of participation rate and guaranteed return  $(\alpha^*, g^*)$ . Figures 1 and 2 plot the fair combinations  $(\alpha^*, g^*)$  for three different volatility levels, respectively. Note that figure 1 is in line with the initial intuition and the claim in Miltersen and Persson (1998), that the

## Fair Contract Parameter Combinations

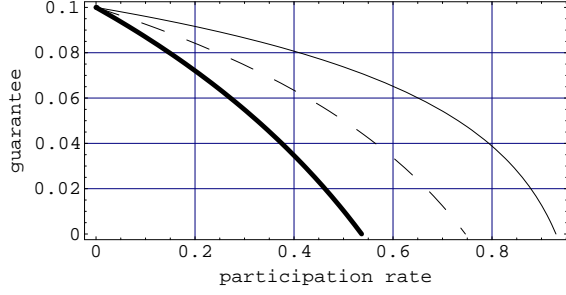


FIGURE 1. Low maturity ( $T = 1$ ,  $r = 0.1$ ,  $\sigma = 0.1$ ,  $\sigma = 0.2$  (dashed line),  $\sigma = 0.4$  (thick line))

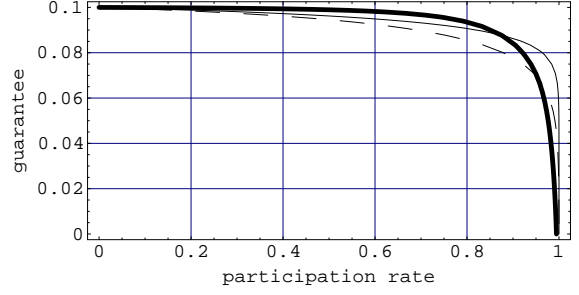


FIGURE 2. High maturity ( $T = 30$ ,  $r = 0.1$ ,  $\sigma = 0.1$ ,  $\sigma = 0.2$  (dashed line),  $\sigma = 0.8$  (thick line))

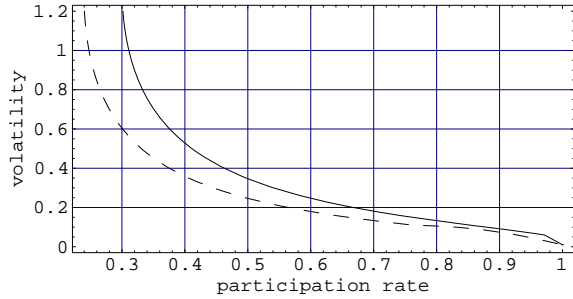


FIGURE 3. Low maturity ( $T = 1$ ,  $r = 0.08$ ,  $g = 0$ ,  $g = 0.02$  (dashed line))

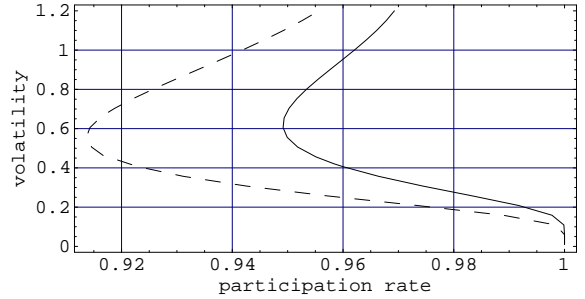


FIGURE 4. High maturity ( $T = 15$ ,  $r = 0.08$ ,  $g = 0$ ,  $g = 0.02$  (dashed line))

fair level of the guaranteed return is lower for higher volatilities of the benchmark index. However, this is not true in general. Due to the fact that the embedded option has a payoff that is concave above the exercise price, there exist volatility levels at which an increase in volatility leads to an increase in the fair guaranteed return, as illustrated in figure 2. Thus there are potentially two very different volatility scenarios leading to the same fair combination  $(\alpha^*, g^*)$ , as figure 4 shows. In other words, while for a given volatility of the benchmark portfolio there is a uniquely defined participation rate  $\alpha$  which satisfies the fair pricing principle, the converse is not true. The absence of such a monotonicity of the value of the embedded option with respect to volatility becomes particularly relevant when the assumption of known, deterministic volatility is lifted and the more realistic case of uncertain volatility is considered, as will be done from the next section onwards.

## 3. HEDGING AND MODEL UNCERTAINTY

Due to the typically very long maturity of the minimum rate of return guarantees, there is a high degree of model risk associated with the fair valuation of these contracts. Pricing derivative financial instruments by arbitrage crucially relies on a set of assumptions on the evolution of the underlying assets. In particular, the price of the MRRG which is given in proposition 2.3 is only valid for a deterministic volatility of the forward price of the benchmark index. Under this model assumption, the payoff of the MRRG can be

replicated by continuously rebalancing a portfolio consisting of a position  $\phi^X$  in the index  $X$  and a position  $\phi^B$  in the zero coupon bond maturing at  $t_N$ . This hedging strategy  $\phi^{\text{MRRG}} = (\phi^X, \phi^B)$  is given by

**PROPOSITION 3.1.** *In a model where the forward index process  $X$  is a lognormal martingale under the  $t_N$  forward measure  $\mathbf{P}_{t_N}$ , c.f. equation (2), it holds that the (perfect) hedging strategy  $\phi = (\phi_t)_{t_i \leq t \leq t_N}$  for the  $\text{MRRG}^{(i)}$  in terms of the assets  $X$  and  $B$ , i.e.  $\phi = (\phi^X, \phi^B)$ , is given by*

$$\begin{aligned}\phi_t^X &= \alpha \frac{K_i B(t, t_N)}{X_t G(t_i, t_N)} \left( \frac{\frac{X_t}{X_{t_i}}}{\frac{B(t, t_N)}{G(t_i, t_N)}} \right)^\alpha e^{-\frac{1}{2}\alpha(1-\alpha)v_{t_N}^2(t)} \mathcal{N} \left( h_1^{(i)} \left( t, \frac{\frac{X_t}{X_{t_i}}}{\frac{B(t, t_N)}{G(t_i, t_N)}} \right) - (1-\alpha)v_{t_N}(t) \right), \\ \phi_t^B &= \frac{\text{MRRG}^{(i)}(t, t_N) - \phi_t^X X_t}{B(t, t_N)}.\end{aligned}$$

**Proof.** The delta of the  $\text{MRRG}^{(i)}$  is obtained by taking the partial derivative of equation (4) with respect to  $X$ , i.e. in terms of the embedded power option it holds

$$\phi_t^X = N(\alpha, g) \Delta^{PO}(t, X_t; K(\alpha, g))$$

By standard theory, i.e. Black and Scholes (1973), Harrison and Pliska (1981) and onwards, this leads to a self-financing portfolio strategy, which replicates the payoff of the MRRG at maturity.

□

Thus the fairness of the price of the MRRG is justified by two arguments. Firstly, the portfolio value  $V$  where

$$V_t(\phi) := \phi_t^X X_t + \phi_t^B B(t, t_N)$$

is equal to the MRRG's payoff at maturity  $t_N$ , i.e.  $V_{t_N}(\phi) = I^{(i)}(t_N)$ . Secondly, the incremental change of the portfolio value  $V$  is determined by the changes in the underlying asset prices, i.e.

$$dV_t(\phi) = \phi_t^X dX_t + \phi_t^B dB(t, t_N),$$

as the strategy is self-financing in the sense that there are no further in- or outflows of funds after the initial investment  $V_0(\phi)$ . Thus, to prevent arbitrage opportunities, the fair price must be

$$\text{MRRG}^{(i)}(t, t_N) = V_t(\phi)$$

or may alternatively, as section 2, be calculated using the martingale approach, i.e. by taking expectations under the appropriate equivalent martingale measure.<sup>7</sup> It is worth mentioning that the self-financing property is invariant with respect to a change of numeraire, i.e.  $\phi$  is self-financing iff

$$dV_t^*(\phi) = \phi_t^X dX_t^*$$

where  $V_t^*(\phi) = \phi_t^X X_t^* + \phi_t^B$  and  $X_t^* = \frac{X_t}{B(t, t_N)}$ .

The self-financing property of the hedging strategy crucially relies on the correctness of the model assumptions used to derive the hedge, i.e. that the forward price of the index evolves according to equation (2) with a known, deterministic volatility  $\sigma(t, t_N)$ . This is the Achilles' Heel of Black/Scholes-type pricing. The deterministic volatility assumption has been repeatedly empirically invalidated and in fact traded option prices directly

<sup>7</sup>The equivalence of the two approaches follows from Ito's lemma and the Feynman/Kac theorem. For further reading on this topic, see for example the standard text of Musiela and Rutkowski (1997).

contradict it.<sup>8</sup> On the other hand, none of the many models extending Black/Scholes to supposedly more realistic volatility assumptions have gained dominant acceptance in academia or in practice. Thus for any type of volatility assumption we are faced with a considerable amount of risk that the model may be wrong — this is what is commonly termed “model risk”. Given the very long maturities involved, conservative hedging (and therefore pricing) of the MRRG should be driven by a strategy which is robust with respect to model misspecification.

To this end, suppose that the true dynamics of the index process do not coincide with the assumed dynamics as given by equation (2). To highlight the difference of assumed and true volatility structure, we use the convention that the assumed volatility is denoted with a tilde, i.e. the volatility  $\sigma(t, t_N)$  of equation (2) is written in the following as  $\tilde{\sigma}(t, t_N)$ . The true process is specified to be as general as possible while tractable, i.e. we assume that the true index process is given by a diffusion process not necessarily identical to the setting which is described by equation (2). A diffusion process setting is understood in the sense that the martingale part  $dX_t^*$  of the Doob–Meyer decomposition of the process  $X^*$  can be written in the form

$$(7) \quad d(X_t^*)^M = X_t^* \sigma_t(t_N) dW(t)$$

where  $\sigma$  is not necessarily equal to the  $\tilde{\sigma}$  of equation (2) and might, in particular, be stochastic. If the true dynamics (7) are not identical to the dynamics (2) assumed in constructing the hedge, the hedging strategy will no longer be self-financing.

Defining the in- and outflows of funds for the strategy  $\phi$  in terms of money paid at  $t_N$ , we have the “forward cost process”

$$L_t^*(\phi) = V_t^*(\phi) - V_0^*(\phi) - \int_0^t \phi_u^X dX_u^*$$

The self-financing property is equivalent to the requirement that  $L_t^* = 0$  for all  $0 \leq t \leq t_N$ .

The results below are based on a well known representation of the cost process  $L^*$ , which is summarised in the following proposition.

**PROPOSITION 3.2.** *Consider a European contingent claim  $C$  with underlying  $X$ . If the true forward index dynamics  $X^*$  are given by equation (7), while the hedging strategy is calculated on the basis of equation (2), then the costs of hedging are given by*

$$(8) \quad L_t^*(\phi) = \frac{1}{2} \int_0^t (X_u^*)^2 \tilde{C}_{xx}^*(u, X_u^*) (\|\sigma_u^{t_N}\|^2 - \|\tilde{\sigma}(u, t_N)\|^2) du,$$

where  $\tilde{C}^*$  denotes the assumed forward price of the claim  $C$ ,  $C_{xx}^*$  denotes the second partial derivative with respect to  $X^*$ , i.e. the assumed (forward) gamma.

**Proof.** For a detailed proof see for example El Karoui, Jeanblanc-Picqué and Shreve (1998) or Dudenhausen, Schlögl and Schlögl (1998). However, the proof can easily be sketched as follows. Assuming a lognormal forward index dynamic  $X^*$  implies in particular that the assumed forward price  $\tilde{C}^*$  is a function of time and  $X^*$  such that Itô’s lemma

---

<sup>8</sup>Market prices for standard call and put options which differ only in their exercise prices imply different Black/Scholes volatilities. This so-called “implied volatility smile” cannot be reconciled with the volatility assumptions of the Black/Scholes model.

gives

$$\begin{aligned} dV^*(\Phi) &= d\tilde{C}^*(t, X^*) \\ &= \tilde{C}_x^*(t, X^*) dX_t^* + \frac{1}{2} \tilde{C}_{xx}^*(t, X^*) d\langle X^* \rangle_t + \tilde{C}_t^*(t, X^*) dt, \end{aligned}$$

i.e. we have

$$dL_t^*(\Phi) = \frac{1}{2} \tilde{C}_{xx}^*(t, X^*) d\langle X^* \rangle_t + \tilde{C}_t^*(t, X^*) dt.$$

Note that the assumed forward price  $\tilde{C}^*$  satisfies the Black/Scholes equation, i.e.

$$\tilde{C}_t^*(t, z) + \frac{1}{2} z^2 \|\tilde{\sigma}(t, t_N)\|^2 \tilde{C}_{xx}^*(t, z) = 0.$$

Using

$$\tilde{C}_t^*(t, X^*) = -\frac{1}{2} (X_t^*)^2 \|\tilde{\sigma}(t, t_N)\|^2 \tilde{C}_{xx}^*(t, X^*),$$

immediately gives

$$dL_t^*(\Phi) = \frac{1}{2} (X_t^*)^2 \tilde{C}_{xx}^*(t, X^*) (\|\sigma_t(T_N)\|^2 - \|\tilde{\sigma}(t, t_N)\|^2) dt.$$

□

It is worth mentioning that in case of a standard option  $L^* \leq 0$  (respectively  $L^* \geq 0$ ) holds for  $\tilde{\sigma} \geq \sigma$  ( $\tilde{\sigma} \leq \sigma$ ). This is in fact true for all convex payoff profiles, since in these cases the (assumed) gamma does not change its sign. Similarly, the converse holds for concave payoff profiles. Thus, if the assumed volatility dominates the true volatility, the assumed price is an upper (lower) bound for the fair price of the convex (concave) payoff, and the converse also holds. However, an application of proposition 3.2 to the payoff of the MRRG<sup>(i)</sup> results in

$$L_t^*(\phi_{MRRG^{(i)}}) = \frac{1}{2} N^{(i)}(\alpha, g_i) \int_0^t (X_u^*)^2 \frac{\gamma_u^{PO}(K = K^{(i)}(\alpha, g_i))}{B(u, t_N)} (\|\sigma_u(T_N)\|^2 - \|\tilde{\sigma}(u, t_N)\|^2) du$$

where  $N^{(i)}(\alpha, g_i)$  and  $K^{(i)}(\alpha, g_i)$  are given in lemma 2.1;  $\gamma^{PO}$  is given in theorem 2.2. Inserting  $N^{(i)}$ ,  $K^{(i)}$  and  $\gamma^{PO}$  yields:

**PROPOSITION 3.3.** *Assume that the hedger uses the misspecified volatility  $\tilde{\sigma}(t, t_N)$  instead of the true volatility  $\sigma_t^{t_N}$ . The discounted cost process  $L^*$  of the MRRG<sup>(i)</sup> is given by*

$$\begin{aligned} dL_t^*(\phi_{MRRG^{(i)}}) &= \alpha \frac{K_i}{G(t_i, t_N)} e^{-\frac{1}{2}\alpha(1-\alpha)\tilde{v}_{t_N}^2(t)} \frac{Z_t^\alpha}{2} \\ &\quad \left( \frac{\mathcal{N}'\left(h_1^{(i)}(t, Z_t) - (1-\alpha)\tilde{v}_{t_N}(t)\right)}{\tilde{v}_{t_N}(t)} - (1-\alpha)\mathcal{N}\left(h_1^{(i)}(t, Z_t) - (1-\alpha)\tilde{v}_{t_N}(t)\right) \right) \\ &\quad (\|\sigma_t^{t_N}\|^2 - \|\tilde{\sigma}(t, t_N)\|^2) dt, \end{aligned}$$

where  $Z_t := \frac{\frac{X_t}{X_{t_i}}}{\frac{B(t, t_N)}{G(t_i, t_N)}}$ .

Note that the gamma of the MRRG does potentially change sign. This is due to the fact that the payoff of the MRRG is neither convex nor concave. Thus, neither does an overestimation of true volatility yield an upper arbitrage-free price bound, nor does an underestimation of the true volatility yield a lower arbitrage-free price bound.

A conservative insurance company should take into account the high degree of model risk due to the fact that future volatility is uncertain. Therefore the contract parameters  $(\alpha^*, g_i^*)$  need to be chosen such that the premium  $K_i$  is given by the (lowest) upper price bound of the MRRG<sup>(i)</sup>. In particular, inserting an upper volatility bound in equation (6) does *not* yield a conservative determination of contract parameters  $(\alpha^*, g_i^*)$ . Along the lines of the “uncertain volatility model” of Avellaneda, Levy and Parás (1995), assume that the true asset price dynamics are given by equation 7, with  $\sigma_t \in [\sigma_{\min}, \sigma_{\max}]$  a.s. for all  $t \in [t_i, t_N]$ . It is well known that the lowest upper price bound for mixed payoff profiles is then the solution of the Black/Scholes/Barenblatt (BSB) equation<sup>9</sup>, c.f. Avellaneda, Levy and Parás (1995). Thus in case of the MRRG<sup>(i)</sup> one would need to determine  $(\alpha^*, g_i^*)$  by solving a modified version of (6), where the right-hand side is given in terms of the solution to a BSB equation. This is not tractable. The easiest alternative to incorporate the model risk might be given by an additional up front risk premium  $\Pi^{(i)}$  such that

$$\Pi^{(i)} = \text{Lowest upper price bound} - \text{MRRG}^{(i)}$$

where the price of the MRRG<sup>(i)</sup> is calculated according to a deterministic volatility structure and  $(\alpha^*, g_i^*)$  are determined according to equation (6). However, besides raising an unwanted additional upfront premium, this is still not easy to implement. Thus, the aim of the following sections is firstly to establish a (meaningful) price bound, which allows us to determine  $(\alpha^*, g_i^*)$  conservatively, i.e. such that the conservative value of the insurance contract is given by the premium  $K_i$ . Secondly, the goal is to find a tractable and robust hedging strategy under uncertain volatility.

#### 4. STATIC HEDGING

**4.1. Hedging with standard options.** The most straightforward and robust solution to the hedging problem is possible if standard (call or put) options on  $X$  with maturity  $t_N$  are traded in the market. By lemma 2.1, we have a positive payoff of the embedded option if  $X_{t_N} > X_{t_i}/G(t_i, t_N)$ . Writing this positive payoff as a function of the terminal index value,

$$(9) \quad f(x) = \frac{K_i}{G(t_i, t_N)} \left( \left( \frac{G(t_i, t_N)}{X_{t_i}} x \right)^\alpha - 1 \right)$$

we see that we can dominate this payoff by the payoff of a number of call options with exercise price  $\hat{K}_0 = X_{t_i}/G(t_i, t_N)$ . The number of call options required is given by the slope of the positive payoff in  $\hat{K}_0$ , i.e.

$$\left. \frac{\partial I^{(i)}(t_N)}{\partial X_{t_N}} \right|_{X_{t_N} \searrow \hat{K}_0} = \alpha \frac{K_i}{X_{t_i}}$$

Thus by combining a short position in the minimum rate of return guarantee with a long position of  $\alpha K_i/X_{t_i}$  call options with strike  $\hat{K}_0$ , one could do away with delta-hedging altogether: The payoff of the call options dominates the payoff of the MRRG, so the position does not have any downside risk. However, this is typically not practicable, as the call option will be quite expensive compared to the fair price of the MRRG.

On the other hand, any piecewise linear payoff can be replicated by a portfolio of standard options, and the nonlinear payoff of the MRRG can be approximated by a piecewise

---

<sup>9</sup>In case of convex payoff profiles the solution is of course simply given by the Black/Scholes price composed at the upper volatility bound.

$m$	Call option short positions	Call option strikes	Overpricing	
			absolute	relative (%)
1	2.37	465.4	20.7358	5.26998
2	1.66 1.42	322.3 1201.1	8.9823	2.28284
3	1.29 1.08 1.10	271.4 697.8 2014.0	5.0214	1.27617
4	1.06 0.89 0.84 0.92	246.3 524.5 1138.2 2890.8	3.2089	0.81553
5	0.89 0.76 0.71 0.71 0.81	229.4 428.8 801.8 1584.0 3700.0	2.2298	0.56669

TABLE 1. Optimal adjustment of the static superhedge

linear function. The accuracy of the approximation is only limited by the number different strikes in the portfolio of standard options. Suppose that we have hedged a short position in the minimum rate of return guarantee with a long position of  $\alpha K_i/X_{t_i}$  call options with strike  $\hat{K}_0$ . We can now proceed to reduce the cost of the hedge by going short call options with higher strikes.

Let  $x_0 = \hat{K}_0$ . For a given set of points  $\{x_1, \dots, x_m\} > \hat{K}_0$ , we can construct a portfolio of short positions in call options maturing in  $t_N$ , such that the combined payoff of this portfolio and the long position of  $\alpha K_i/X_{t_i}$  call options with strike  $\hat{K}_0$  dominates the payoff of the MRRG and is tangent to  $f(x)$  in  $\{x_0, x_1, \dots, x_m\}$ . The corresponding strikes of the sold call options are given by

$$(10) \quad x_j^* = \frac{f(x_{j-1}) - f(x_j) + f'(x_j)x_j - f'(x_{j-1})x_{j-1}}{f'(x_j) - f'(x_{j-1})} \quad j > 0$$

and number of options sold at each strike is

$$n_j = f'(x_{j-1}) - f'(x_j) \quad j > 0$$

For a given number of strikes, one can minimise the total cost of hedging the MRRG by solving

$$(11) \quad \max_{\{x_1, \dots, x_m\} > \hat{K}_0} \sum_{j=1}^m n_i \left( X_{t_i} \mathcal{N} \left( \frac{\ln \frac{X_{t_i}}{x_j^* B(t_i, t_N)} + \frac{1}{2} \tilde{v}_{t_N}^2(t_i)}{v_{t_N}(t_i)} \right) - x_j^* B(t_i, t_N) \mathcal{N} \left( \frac{\ln \frac{X_{t_i}}{x_j^* B(t_i, t_N)} - \frac{1}{2} \tilde{v}_{t_N}^2(t_i)}{v_{t_N}(t_i)} \right) \right)$$

Obviously, as  $m \rightarrow \infty$ , the cost of statically replicating the MRRG approaches its fair value, but already for small values of  $m$  the approximation is quite good, as the following example illustrates for the Black/Scholes case of known and constant volatility.

Consider a minimum rate of return guarantee of  $g = 5\%$  on an initial investment of  $K_i = 1000$  at time  $t_i = 0$  with maturity  $t_N = 10$  years. Let the risk-free rate for this time horizon be  $10\%$ , the current level of the benchmark index  $X_{t_i} = 100$ , and the volatility of the index  $40\%$  per annum. The “fair price” participation rate is the  $\alpha = 0.819768$ . The value of the power option component of the MRRG is then given by

$$K_i - K_i e^{(g-r)(t_N-t_i)} = 393.469$$

$\alpha K_i/X_{t_i} = 8.19768$  call options with strike  $\hat{K}_0 = 164.872$  are worth 493.135, i.e. the superhedge is too expensive by 99.6653 or 25.33%. Table 1 shows the optimal strikes and short positions in  $m$  additional call options (for  $m = 1, \dots, 5$ ) and the remaining absolute and relative overpricing.



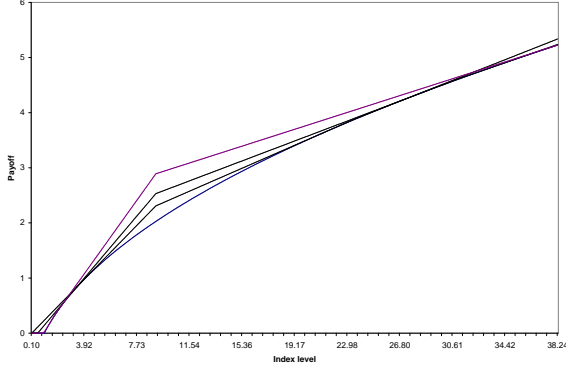


FIGURE 5. Embedded option payoff approximated from above by portfolios of standard options

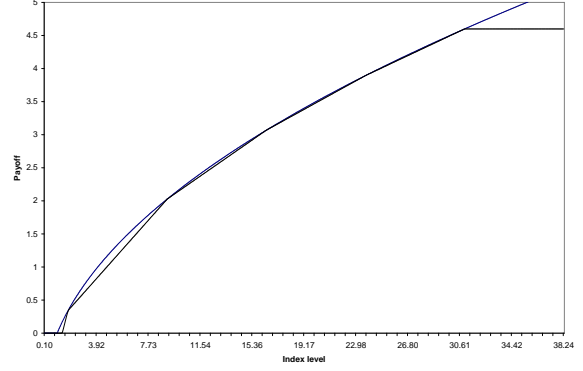


FIGURE 6. Embedded option payoff approximated from below by a portfolio of standard options

**4.2. Bounds on contract parameters implied by market prices.** The static superhedge and an analogously constructed subhedge can be used to infer lower and upper bounds on arbitrage-free zero premium combinations of participation rate and guaranteed return. Since for exchange-traded options the exercise prices are fixed by the contract specifications, the construction of the hedge differs slightly from the previous section.

To set up a superhedge, consider figure 5. For a given strike  $\bar{x}_0^* \leq \hat{K}_0$ , determine the line tangent to  $f(x)$ , which goes through the point  $(\bar{x}_0^*, 0)$ . This is the payoff of  $\bar{N}_0$  call options with strike  $\bar{x}_0^*$ , where  $\bar{N}_0 = f'(\bar{x}_0)$  and  $\bar{x}_0$  solves

$$f(\bar{x}_0) = (\bar{x}_0 - \bar{x}_0^*)f'(\bar{x}_0)$$

Subsequently, from the set of strikes fixed by the contract specifications, choose the next strike  $\bar{x}_i^*$  to be the smallest available strike greater than  $\bar{x}_{i-1}$  and go short  $\bar{N}_i = f'(\bar{x}_{i-1}) - f'(\bar{x}_i)$  call options at this strike, where  $\bar{x}_i$  solves

$$f(\bar{x}_i) = f(\bar{x}_{i-1}) + f'(\bar{x}_{i-1})(\bar{x}_i^* - \bar{x}_{i-1}) + f'(\bar{x}_i)(\bar{x}_i - \bar{x}_i^*)$$

Repeat this process until no further strikes are available.

Figure 5 graphs the superhedge payoffs for three different starting strikes  $\bar{x}_0^*$ . Clearly, the cheapest superhedge is not necessarily given by starting with the highest available strike less than or equal to  $\hat{K}_0$ . Rather, this will depend on the position of the other available strikes as well as the market prices of the respective options.

For the construction of the subhedge, consider figure 6. Here, a long position is taken in the call option with the smallest available strike  $\underline{x}_0 \geq \hat{K}_0$ . The number of options bought is given by

$$\underline{N}_0 = \frac{f(\underline{x}_1) - f(\underline{x}_0)}{\underline{x}_1 - \underline{x}_0}$$

where  $\underline{x}_1$ , denotes the next greater available strike. Short positions are then taken in call options for all available strikes  $\underline{x}_i > \underline{x}_0$ ,  $1 \leq i \leq m$ , where the number of options sold is given by

$$\underline{N}_i = \frac{f(\underline{x}_i) - f(\underline{x}_{i-1})}{\underline{x}_i - \underline{x}_{i-1}} - \frac{f(\underline{x}_{i+1}) - f(\underline{x}_i)}{\underline{x}_{i+1} - \underline{x}_i}$$

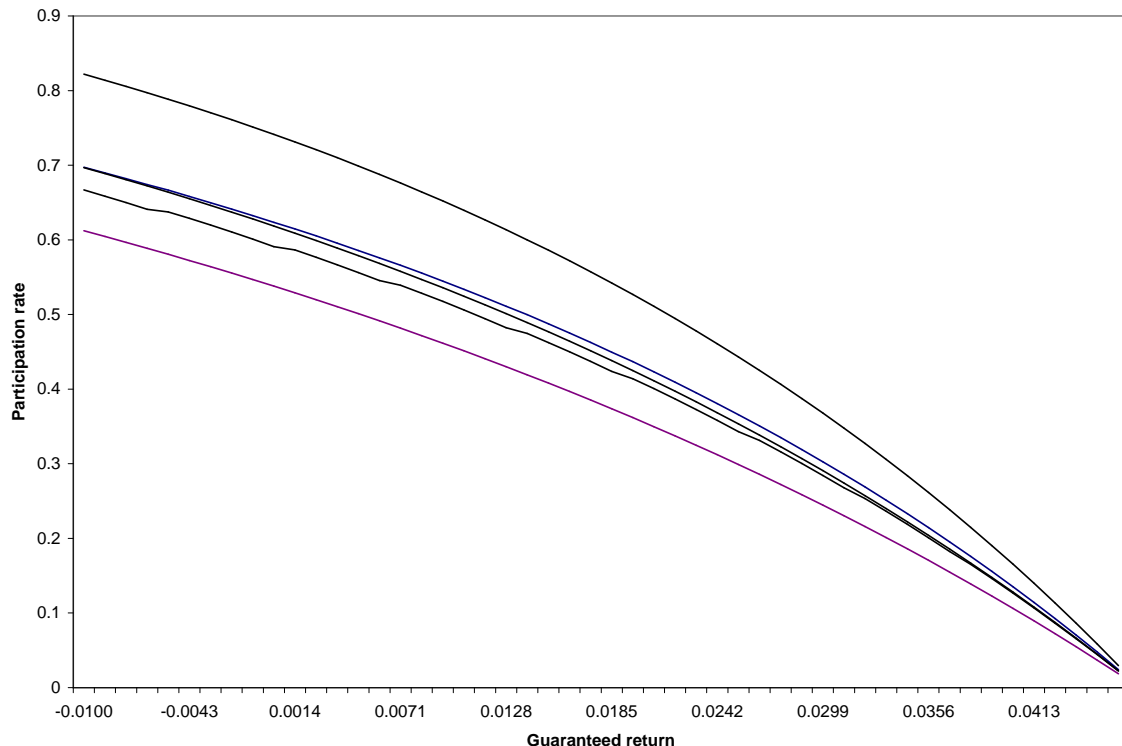


FIGURE 7. Bounds on fair  $(g, \alpha)$  combinations implied by index option prices on the Sydney Futures Exchange on 30 March 2001.

for  $1 \leq i < m$  and

$$N_m = \frac{f(\underline{x}_m) - f(\underline{x}_{m-1})}{\underline{x}_m - \underline{x}_{m-1}}$$

Applying this to market data, we use settlement prices for options on Sydney Futures Exchange SPI 200 stock index futures to calculate the bounds on arbitrage-free combinations of participation rate and guaranteed return  $(\alpha, g)$ . Table 2 in appendix C summarises the relevant market data for 30 March 2001. The MRRG under consideration is on a single premium payment made on 30 March 2001 and the contract matures at the end of June 2002, the longest maturity for which market data is available. For the purpose of this indicative calculation, the distinction between futures and forwards was ignored. The discount factor for the June 2002 maturity was inferred from 90-day bank accepted bills futures also traded on the SFE and option prices were calculated using the forward version of the Black/Scholes formula (for the call options) and of (3) (for the embedded power option), i.e. substituting the June 2002 futures price for  $X_t/B(t, t_N)$ , thus making an explicit reference to the dividend yield unnecessary.

Figure 7 plots the resulting bounds on the fair  $(g, \alpha)$  combinations. The outer bounds were calculated using (6), inserting the maximum (lower bound) and minimum (upper bound) implied volatility from table 2 for  $v_{t_N}$ .<sup>10</sup> The inner bounds are those given by the sub- and superhedge. The inner upper bound thus plots those combinations  $(g, \alpha)$ , for which the right-hand side of (5) equals  $K_i$ , with the value  $PO(t, X_t; K(\alpha, g))$  substituted

<sup>10</sup>As noted in section 2, neither the fair return guarantee nor the fair participation rate are necessarily monotonic in the volatility parameter. However, monotonicity holds in the particular example considered here.

by the market value of the subhedge portfolio. Since the superhedge portfolio depends on the choice of  $\bar{x}_0$ , the inner lower bound plots the  $(g, \alpha)$  satisfying the above condition with  $PO(t, X_t; K(\alpha, g))$  substituted by the smallest market value of the possible superhedge portfolios. For reference, the middle curve plots the  $(g, \alpha)$  satisfying (6) with  $v_{t_N}$  equal to the implied volatility of the at-the-money futures option.

We see that the static hedge bounds are quite tight. They would be widened somewhat if one were to take into account the bid-ask spreads, but they are certainly much tighter than the outer bounds given by the highest and lowest implied volatilities for this maturity. Note that by constructing static hedges of traded options for the MRRG, one is effectively pricing it in a manner consistent with the volatility “smile” observed in the market, independent of the validity of any given model assumptions.

There remains, however, the problem that this type of hedging can only be implemented if options of the desired maturity are traded in the market. For the typically very long maturities of the MRRG this is generally not the case, so we will look at alternatives to static hedging in the next section.

## 5. CONSERVATIVE CONTRACT SPECIFICATION BASED ON A ROBUST DYNAMIC HEDGE

**5.1. Robust hedging.** As discussed in section 3, one source of difficulty in applying a dynamic delta-hedge is the potential for model misspecification. For options with convex (concave) payoffs, this problem can be mitigated by calculating the delta-hedging strategy using a higher (lower) volatility, resulting in a superhedge. The payoff of a (long position in the) minimum rate of return guarantee is neither convex nor concave, but can be made concave by combining it with a short position of an appropriate number of standard options with the appropriate strike. First, note that the cost process given in proposition 3.3 can be written as

$$\begin{aligned}
dL_t^* &= \alpha \frac{K_i}{G(t_i, t_N)} e^{-\frac{1}{2}\alpha(1-\alpha)\tilde{v}_{t_N}^2(t)} \frac{Z_t^\alpha}{2} \\
&\quad \left( \frac{\mathcal{N}'\left(h_1^{(i)}(t, Z_t)\right)}{\tilde{v}_{t_N}(t)} e^{\frac{1}{2}\alpha(1-\alpha)\tilde{v}_{t_N}^2(t)} Z_t^{1-\alpha} - (1-\alpha)\mathcal{N}\left(h_1^{(i)}(t, Z_t) - (1-\alpha)\tilde{v}_{t_N}(t)\right) \right) \\
&\quad (\|\sigma_t^{t_N}\|^2 - \|\tilde{\sigma}(t, t_N)\|^2) dt \\
&= \left( \frac{1}{2}\alpha \frac{K_i}{X_{t_i}} \left( \frac{X_t}{B(t, t_N)} \right)^2 \tilde{\gamma}_t^* \left( \hat{K} = \frac{X_{t_i}}{G(t_i, t_N)} \right) \right. \\
&\quad \left. - \alpha \frac{K_i}{G(t_i, t_N)} e^{-\frac{1}{2}\alpha(1-\alpha)\tilde{v}_{t_N}^2(t)} \frac{Z_t^\alpha}{2} (1-\alpha)\mathcal{N}\left(h_1^{(i)}(t, Z_t) - (1-\alpha)\tilde{v}_{t_N}(t)\right) \right) \\
&\quad (\|\sigma_t^{t_N}\|^2 - \|\tilde{\sigma}(t, t_N)\|^2) dt
\end{aligned}$$

where

$$\tilde{\gamma}_t^* \left( \hat{K}_0 = \frac{X_{t_i}}{G(t_i, t_N)} \right)$$

denotes the gamma of a standard (call or put) option with strike  $\hat{K}_0$ , maturing at  $t_N$ . The above cost process results from hedging a short position in the minimum rate of return guarantee, i.e. from creating a synthetic long position. Going long  $\alpha K_i / X_{t_i}$  standard options at strike  $\hat{K}_0$  and hedging this with a synthetic short position results in an additional

### Combined payoffs of MRRG and standard option

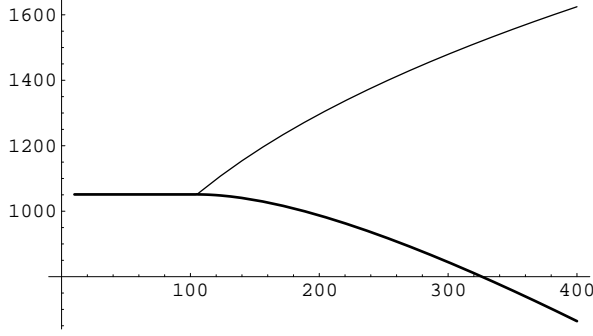


FIGURE 8. Long MRRG (thin line) and combined position with short call (thick line)

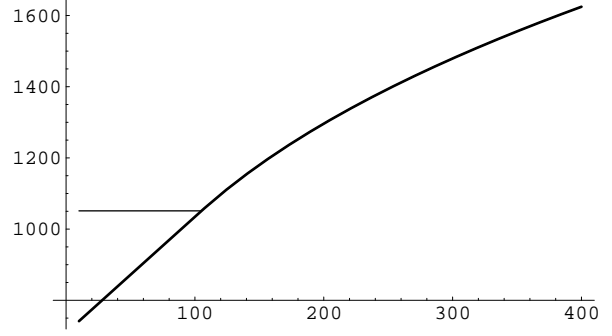


FIGURE 9. Long MRRG (thin line) and combined position with short put (thick line)

cost process

$$-\frac{1}{2}\alpha\frac{K_i}{X_{t_i}}\left(\frac{X_t}{B(t, t_N)}\right)^2\tilde{\gamma}_t^*\left(\hat{K}=\frac{X_{t_i}}{G(t_i, t_N)}\right)(\|\sigma_t^{t_N}\|^2 - \|\tilde{\sigma}(t, t_N)\|^2) dt$$

so the net cost process becomes

$$-\alpha\frac{K_i}{G(t_i, t_N)}e^{-\frac{1}{2}\alpha(1-\alpha)\tilde{v}_{t_N}^2(t)}\frac{Z_t^\alpha}{2}(1-\alpha)\mathcal{N}\left(h_1^{(i)}(t, Z_t) - (1-\alpha)\tilde{v}_{t_N}(t)\right)(\|\sigma_t^{t_N}\|^2 - \|\tilde{\sigma}(t, t_N)\|^2) dt$$

and we achieve a superhedge if  $\|\sigma_t^{t_N}\|^2 \geq \|\tilde{\sigma}(t, t_N)\|^2$ . Unsurprisingly, the strike of the standard option is the point above which the holder of the MRRG begins to participate in gains of  $X_{t_N}$  and the number of standard options required corresponds to the initial slope of the participation, i.e.

$$\left.\frac{\partial I^{(i)}(t_N)}{\partial X_{t_N}}\right|_{X_{t_N} \searrow \hat{K}_0} = \alpha\frac{K_i}{X_{t_i}}$$

The resulting payoff of a long position in the MRRG combined with a short position in the standard option is concave, as figure 8 and 9 illustrate for the call and put, respectively.

**PROPOSITION 5.1.** *If the “true” model is given by equation (7) with  $\sigma_t(t_N) \in [\sigma_{\min}, \sigma_{\max}]$  for all  $t_i \leq t \leq t_N$ , it holds that*

(a) *A conservative upper price bound of the MRRG<sup>(i)</sup> is given by*

$$(12) \quad \alpha\frac{K_i}{X_{t_i}}\text{Call}\left(t, t_N; \hat{K}_0 = \frac{X_{t_i}}{G(t_i, t_N)}; \sigma_{\max}\right) + \left[MRRG^{(i)}(t, t_N; \sigma_{\min}) - \alpha\frac{K_i}{X_{t_i}}\text{Call}\left(t, t_N; \hat{K}_0 = \frac{X_{t_i}}{G(t_i, t_N)}; \sigma_{\min}\right)\right]$$

where  $MRRG^{(i)}(\cdot)$  is given by (4) and  $\text{Call}(\cdot)$  denotes the Black/Scholes call option pricing formula.

(b) *A the conservative choice of  $(\alpha^*, g_i^*)$  is given such that*

$$(13) \quad K_i = MRRG^{(i)}(t_i, t_N; \sigma_{\min}) + \alpha\frac{K_i}{X_{t_i}}\left[\text{Call}(t_i, t_N; \hat{K}_0; \sigma_{\max}) - \text{Call}(t_i, t_N; \hat{K}_0; \sigma_{\min})\right]$$

(c) A conservative robust hedging strategy in terms of the assets  $X$  and  $B$  is given by

$$(14) \quad \begin{aligned} \Delta_t^X &= \alpha \frac{K_i}{X_{t_i}} (\mathcal{N}(t, X_t; v_{\max}(t)) - \mathcal{N}(t, X_t; v_{\min}(t))) + \phi_t^X(v_{\min}(t)) \\ \Delta_t^B &= \frac{(12) - \Delta_t^X X_t}{B(t, t_N)} \end{aligned}$$

where  $\phi_t^X$  is given as in proposition 3.1,  $h_1(t, z)$  as in theorem 2.2 and

$$v_{\max}(t) := \sqrt{\int_t^{t_N} \|\sigma_{\max}(s, t_N)\|^2 ds}; \quad v_{\min}(t) := \sqrt{\int_t^{t_N} \|\sigma_{\min}(s, t_N)\|^2 ds}.$$

(d) The cost process for the above strategy is given by

$$(15) \quad \begin{aligned} dL_t^* &= \\ &\left[ \frac{1}{2} \alpha \frac{K_i}{X_{t_i}} \left( \frac{X_t}{B(t, t_N)} \right)^2 \text{Call}_{xx}(t, t_N; \hat{K}_0; \sigma_{\max}) (\|\sigma_t^{t_N}\|^2 - \|\sigma_{\max}(t, t_N)\|^2) \right. \\ &\left. - \alpha \frac{K_i}{G(t_i, t_N)} e^{-\frac{1}{2}\alpha(1-\alpha)\tilde{v}_{\min}^2(t)} \frac{Z_t^\alpha}{2} (1-\alpha) \mathcal{N}\left(h_1^{(i)}(t, Z_t) - (1-\alpha)\tilde{v}_{\min}(t)\right) (\|\sigma_t^{t_N}\|^2 - \|\sigma_{\min}(t, t_N)\|^2) \right] dt \end{aligned}$$

**Proof.** An easy way to establish an upper price bound is the decomposition of  $I^{(i)}(t_N)$  into a linear combination of convex and concave payoffs, i.e.

$$\begin{aligned} I^{(i)}(t_N) &= \alpha \frac{K_i}{X_{t_i}} \left[ X_{t_N} - \frac{X_{t_i}}{G(t_i, t_N)} \right]^+ + M^{(i)}(t_N) \\ \text{where } M^{(i)}(t_N) &= I^{(i)}(t_N) - \alpha \frac{K_i}{X_{t_i}} \left[ X_{t_N} - \frac{X_{t_i}}{G(t_i, t_N)} \right]^+ \end{aligned}$$

The first part of the decomposition is equal to the payoff of  $\alpha \frac{K_i}{X_{t_i}}$  call options with strike  $\hat{K}_0 = \frac{X_{t_i}}{G(t_i, t_N)}$  and therefore convex. The upper price bound for this part is thus  $\alpha \frac{K_i}{X_{t_i}}$  times the price of the call option composed at the upper volatility bound  $\sigma_{\max}$ . To see that  $M^{(i)}(t_N)$  is indeed concave (and therefore its upper price bound can be calculated using the lower volatility bound  $\sigma_{\min}$ ), note that it can be represented as

$$\frac{K_i}{G(t_i, t_N)} \left( 1 + \left[ \left( \frac{X_{t_N} G(t_i, t_N)}{X_{t_i}} \right)^\alpha - \alpha \frac{X_{t_N} G(t_i, t_N)}{X_{t_i}} + \alpha - 1 \right] 1_{\left\{ X_{t_N} > \frac{X_{t_i}}{G(t_i, t_N)} \right\}} \right)$$

such that it is enough to show that the function  $\psi$  with

$$\psi(x) := \left( \frac{x}{b} \right)^\alpha - \alpha \frac{x}{b} + \alpha - 1$$

satisfies the conditions (i)  $\psi(b) = 0$ , (ii)  $\psi'(x) < 0$  for  $x > b$  and  $\alpha < 1$  and (iii)  $\psi''(x) < 0$  for  $x > b$  and  $\alpha < 1$ . (i) is trivial, (ii) follows from

$$\psi'(x) = \frac{\alpha x^{\alpha-1}}{b^\alpha} - \frac{\alpha}{b} = \frac{\alpha}{b} \left[ \left( \frac{b}{x} \right)^{1-\alpha} - 1 \right],$$

and (iii) results from

$$\psi''(x) = \frac{\alpha(\alpha-1)x^{\alpha-2}}{b^\alpha} = -\frac{\alpha(1-\alpha)}{b^2} \left( \frac{x}{b} \right)^{\alpha-2}.$$

## Conservative Contract Parameter Combinations

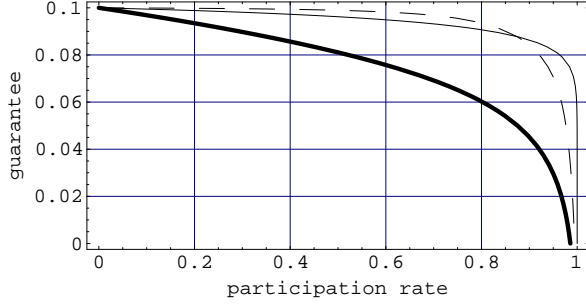


FIGURE 10. For  $\sigma_{\min} = \sigma_{\max} = 0.1$  (thin line),  $\sigma_{\min} = \sigma_{\max} = 0.8$  (dashed line) and  $\sigma_{\min} = 0.1$  combined with  $\sigma_{\max} = 0.8$  (thick line)

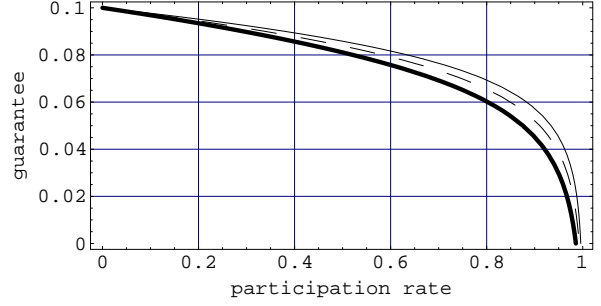


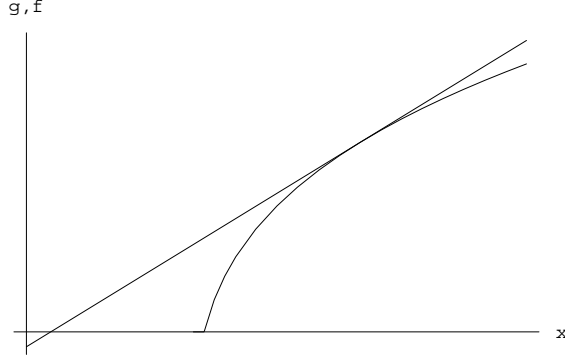
FIGURE 11. For  $\sigma_{\min} = 0.1$  while  $\sigma_{\max} = 0.4$  (thin line),  $\sigma_{\max} = 0.5$  (dashed line) and  $\sigma_{\max} = 0.8$  (thick line)

The above proves that a conservative price bound of the  $\text{MRRG}^{(i)}$  is in fact given by equation (12). Statements (b) and (c) are direct consequences of (a) and (d) follows from proposition 3.2.

□

Figures 10 and 11 illustrate the conservative contract parameter combinations resulting from proposition 5.1(b). The thick line of figure 10 plots combinations of participation rates  $\alpha$  and minimum rate of return guarantees  $g$ , which satisfy equation (13) and thus represent conservative contract specifications with respect to an uncertain volatility model in the sense of equation (7), where  $\sigma \in [\sigma_{\min}, \sigma_{\max}]$ . The parameters  $r$  and  $t_N$  are chosen as in figure 2, i.e.  $r = 0.1$  and  $t_N = 30$ . Figure 10 also contrasts the conservative contract combinations to those resulting from the fair pricing condition of equation (6), when volatility is set to the upper (dashed line) or lower (thin line) volatility bound. Note that the participation rate for a given guarantee is substantially reduced compared to the fair combinations calculated at either volatility bound and, as illustrated in figure 11, the effect increases as the width of the uncertain volatility interval increases. On the one hand, this clearly demonstrates the importance of a careful choice of participation rate and guaranteed return on the part of the insurer. On the other hand, it means that although this approach to conservatively determining contract parameters is very tractable, it should only be seen as a first step toward calculating the “best” conservative parameter combination.

**5.2. Improving the price bounds.** In a sense, the robust dynamic hedge proposed above is closely related to the construction of a static superhedge in section 4. Instead of buying a number of call options with strike  $\hat{K}_0$  (since supposedly options with the desired maturity are not available in the market), a synthetic long position in these options is superreplicated by a dynamic delta-hedging strategy at the upper volatility bound. Instead of reducing the total cost of the hedge by going short (market traded) call options, the initial investment in the hedge is reduced by a synthetic short position in the call option, superreplicated by a dynamic strategy at the lower volatility bound.

FIGURE 12. Straight line dominating  $f(x)$ 

Taking this analogy to the static hedge further, the price bound resulting from a robust dynamic hedge can be improved by optimising the choice of the dominating payoff. As before, denote by  $f(x)$  the positive part of the payoff of the embedded power option, i.e.

$$(16) \quad f(x) = \frac{K_i}{G(t_i, t_N)} \left( \left( \frac{x G(t_i, t_N)}{X_{t_i}} \right)^\alpha - 1 \right) = N^{(i)}(\alpha, g_i) (x^\alpha - K^{(i)}(\alpha, g_i))$$

$$x \geq \hat{K}_0 = \frac{X_{t_i}}{G(t_i, t_N)}$$

Thus the payoff can be written as  $\max(0, f(x))$ .

This payoff cannot be dominated by a concave function because of the  $\max(0, \cdot)$  condition. Thus we must dominate  $f(x)$  by a convex function, the tightest of which will be (by the separating hyperplane theorem) a straight line. When combined with the  $\max(0, \cdot)$  requirement, this will be the payoff of a vanilla call with some strike less than or equal to  $\hat{K}_0$ , cf. figure 12.

As in section 4, if the dominating payoff is tangent to  $f(x)$  in  $\bar{x}_0$ , the strike of the corresponding standard call is given by

$$\bar{x}_0^* = \hat{K}(\bar{x}_0) = \bar{x}_0 - \frac{f(\bar{x}_0)}{f'(\bar{x}_0)}$$

and the number of options required is  $\bar{N}_0 = f'(\bar{x}_0)$ . Writing the dominating payoff as

$$g(x) = f'(\bar{x}_0)[x - \hat{K}(\bar{x}_0)]^+$$

we can represent the difference between the two payoffs as

$$g(x) - f(x) = R(x) = R_0(x) - R_1(x)$$

where

$$\begin{aligned} R_0(x) &= f'(\bar{x}_0)[x - \hat{K}(\bar{x}_0)] 1_{\{\hat{K}(\bar{x}_0) \leq x < \hat{K}_0\}} + \left( f'(\bar{x}_0)[x - \hat{K}(\bar{x}_0)] - f(x) \right) 1_{\{\hat{K}_0 \leq x < \bar{x}_0\}} \\ R_1(x) &= (f(\bar{x}_0) + f'(\bar{x}_0)[x - \bar{x}_0] - f(x)) 1_{\{x \geq \bar{x}_0\}} \\ &= [x - \bar{x}_0]^+ f'(\bar{x}_0) - [f(x) - f(\bar{x}_0)]^+ \end{aligned}$$

The initial investment in the superhedge can be reduced by going short the residual  $R_1(x)$ . Note that  $R_1(x)$  is convex ( $R_0(x)$  is a mixed payoff), so we can superreplicate the short position in  $R_1(x)$  by hedging it at the lower volatility bound. Let  $P(\bar{x}_0, R_1(x), \sigma_{\min})$  denote the value of the payoff  $R_1(x)$  for a given choice of  $\bar{x}_0$ , calculated using the lower

volatility bound. The problem of finding the cheapest possible superhedge then becomes: Solve, for a given  $X_t$ ,

$$(17) \quad \hat{\bar{x}}_0 = \arg \min_{\bar{x}_0 \geq \hat{K}_0} f'(\bar{x}_0) \text{Call}(X_t, \hat{K}(\bar{x}_0), \sigma_{\max}, t_N) - P(\bar{x}_0, R_1(x), \sigma_{\min})$$

If the optimal  $\hat{K}(\hat{\bar{x}}_0)$  lies below  $\hat{K}_0$ , there is also a residual for the interval  $[\hat{K}(\hat{\bar{x}}_0), \hat{\bar{x}}_0]$ , i.e.  $R_0(x)$ . Since we cannot use this residual to reduce the cost of the hedge further, it is tempting to suggest that the optimal solution is given for  $\hat{K}(\hat{\bar{x}}_0) = \hat{K}_0$ , i.e.  $\hat{\bar{x}}_0 = \hat{K}_0$  and thus to propose the price bound and robust hedging strategy as presented in proposition 5.1. However, in general the optimum in (17) is achieved for  $\hat{K}(\hat{\bar{x}}_0) < \hat{K}_0$ , i.e.  $\hat{\bar{x}}_0 > \hat{K}_0$ . This is due to the fact that in order to superreplicate long (short) positions of convex payoffs, the hedging strategy must be set up based on the maximum (minimum) possible volatility. To formalise this, note that

$$\begin{aligned} R_1(x) &= [x - \bar{x}_0]^+ f'(\bar{x}_0) - [f(x) - f(\bar{x}_0)]^+ \\ &= [x - \bar{x}_0]^+ f'(\bar{x}_0) - \frac{K_i}{G(t_i, t_N)} \left[ \left( \frac{x G(t_i, t_N)}{X_{t_i}} \right)^\alpha - \left( \frac{\bar{x}_0 G(t_i, t_N)}{X_{t_i}} \right)^\alpha \right] 1_{\{x > \bar{x}_0\}} \\ &= [x - \bar{x}_0]^+ f'(\bar{x}_0) - \frac{K_i G^{\alpha-1}(t_i, t_N)}{X_{t_i}^\alpha} [x^\alpha - (\bar{x}_0)^\alpha]^+ \\ &= [x - \bar{x}_0]^+ f'(\bar{x}_0) - N^{(i)}(\alpha, g_i) [x^\alpha - (\bar{x}_0)^\alpha]^+ \end{aligned}$$

$P(\bar{x}_0, R_1(x), \sigma_{\min})$  is calculated using the lower volatility bound, i.e. we have

$$P(\bar{x}_0, R_1(x), \sigma_{\min}) = f'(\bar{x}_0) C(X_t, \bar{x}_0, \sigma_{\min}, t_N) - N^{(i)}(\alpha, g_i) PO(X_t, (\bar{x}_0)^\alpha, \sigma_{\min}, t_N)$$

where  $PO(X_t, (\bar{x}_0)^\alpha, \sigma_{\min}, t_N)$  denotes the price of a power option with power  $\alpha$  and strike equal to  $(\bar{x}_0)^\alpha$  composed at the lower volatility bound, calculated using (3). Finally, with

$$f'(\bar{x}_0) = \alpha \frac{K_i G^{\alpha-1}(t_i, t_N)}{X_{t_i}^\alpha} (\bar{x}_0)^{\alpha-1} = N^{(i)}(\alpha, g_i) (\bar{x}_0)^{\alpha-1}$$

we get an alternative formulation of (17), i.e. for a given  $X_t$  we need to solve

$$(18) \quad \hat{\bar{x}}_0 = \arg \min_{\bar{x}_0 \geq \hat{K}_0} N^{(i)}(\alpha, g_i) \left[ (\bar{x}_0)^{\alpha-1} \left( C(X_t, \hat{K}(\bar{x}_0), \sigma_{\max}, t_N) - C(X_t, \bar{x}_0, \sigma_{\min}, t_N) \right) + PO(X_t, (\bar{x}_0)^\alpha, \sigma_{\min}, t_N) \right]$$

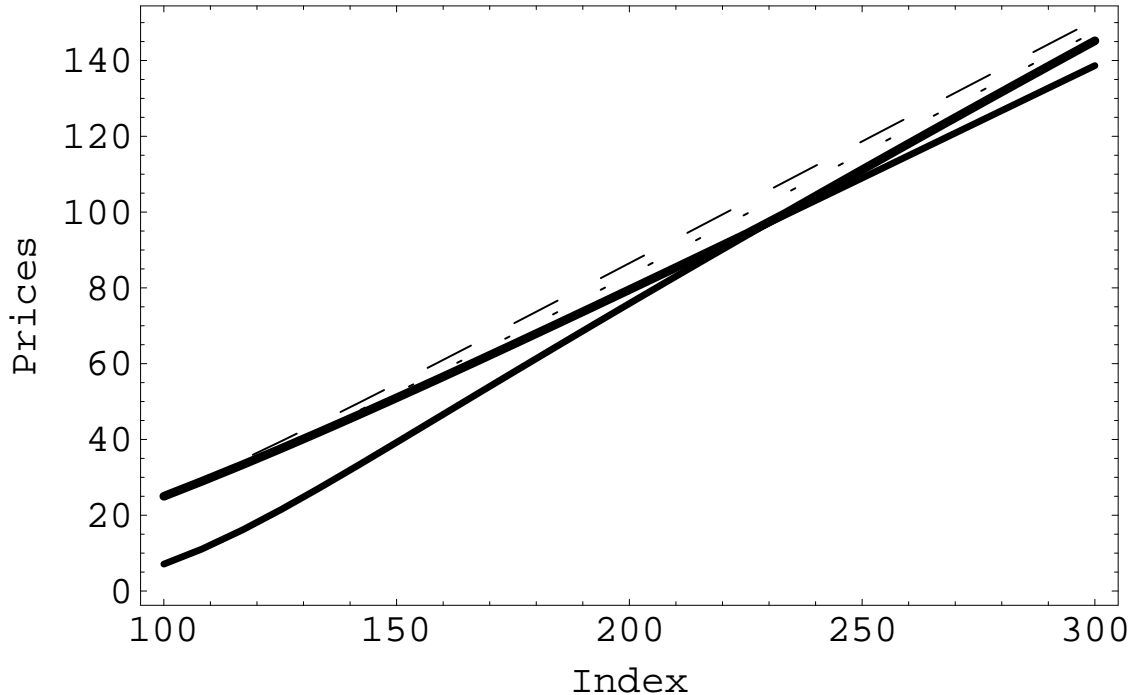
The minimum is not always achieved for  $\hat{K}(\bar{x}_0) = \hat{K}_0$ , i.e.  $\bar{x}_0 = \hat{K}_0$ . This is illustrated in figure 13. Here, the dashed line corresponds to the upper price bound, which is obtained for  $\bar{x}_0 = \hat{K}_0$ , while the dotted line corresponds to the upper price bound, which is obtained for an  $\bar{x}_0 > \hat{K}_0$ . The thick lines are obtained by inserting solely the upper (lower) volatility bound into (3). In particular, the price bound can be improved in the middle of the range.

Thus, the conservative price bound for the MRRG<sup>(i)</sup> given in proposition 5.1 can be improved by using

$$(19) \quad \begin{aligned} &\text{Upper price bound at } t = \\ &B(t, t_N) \frac{K_i}{G(t_i, t_N)} \\ &+ N^{(i)}(\alpha, g_i) \left[ (\hat{\bar{x}}_0)^{\alpha-1} \left( C(X_t, \hat{K}(\hat{\bar{x}}_0), \sigma_{\max}, t_N) - C(X_t, \hat{\bar{x}}_0, \sigma_{\min}, t_N) \right) + PO(X_t, (\hat{\bar{x}}_0)^\alpha, \sigma_{\min}, t_N) \right] \end{aligned}$$

where  $\hat{\bar{x}}_0$  is determined by (18) (or equivalently (17)). An adjustment of the robust hedging



FIGURE 13. Price bounds for different choices of  $\bar{x}_0$ .

strategy to match the improved upper price bound as well as the an adjustment of the resulting conservative contract parameters is straightforward.

(19) gives the cheapest possible superhedge if (for reasons of tractability) we restrict ourselves to strategies where the payoff of the MRRG is decomposed into convex and concave components, which are then superhedged separately. If one instead superhedges the MRRG in the uncertain volatility model by dynamically switching between  $\sigma_{\min}$  and  $\sigma_{\max}$  as required by what Avellaneda, Levy and Parás (1995) call the Black/Scholes/Barenblatt (BSB) equation, the initial investment in the hedge (i.e. the price of the superhedge) can be reduced further. However, this entails a considerable loss of tractability, as one must repeatedly solve the BSB equation numerically when searching for a valid zero premium combination of participation rate and guaranteed return. The superhedge suggested here offers a reasonable compromise between tractability and tightness of the pricing bound.

The cost process  $L_t^*$  corresponding to the superhedge is monotonically decreasing over time  $t$ , i.e. funds are continually freed from the hedging strategy. Viewed another way,  $-L_t^*$  can be interpreted as the forward value of a bonus account, which accumulates the funds no longer needed to superreplicate the minimum return guarantee. If this surplus is passed on to the insured, the contract value calculated using the upper bound (19) is “fair”.

## 6. CONCLUSION

The present paper has analysed a minimum rate of return guarantee combined with participation in the excess return of a given benchmark portfolio. By casting the embedded option as a power option with power equal to the participation rate, some interesting features are uncovered. For example, in a Black/Scholes-type model framework, an increase

in the volatility of the benchmark portfolio does not necessarily lower the annual minimum rate of return guarantee, *ceteris paribus*.

The main focus, however, is on the derivation of meaningful and tractable pricing bounds on the basis of hedging strategies which are robust with respect to uncertain volatility, thus explicitly acknowledging the considerable model risk involved in pricing derivative financial instruments with very long maturities. Basing contract valuation and the determination of fair zero premium contract parameters on viable hedging strategies recognises that correct pricing alone is insufficient to manage the risk to the insurance (i.e. option) writer.

The fact that the derivative is embedded in an insurance product also means that the “overpricing”, which is the necessary consequence of our insistence on a superhedge, is less of an issue here than it would be for a financial derivative offered in a competitive environment. Not only are the potential margins for the former traditionally higher, but also the insurer could mitigate the overpricing by passing funds from the superhedge to the insured as soon as these funds are no longer required, perhaps in a manner analogous to a bonus account of undistributed surplus customary in many life insurance products. In the extreme this would eliminate “overpricing” altogether.

Thus the analysis presented here can also be seen as of a *normative* nature, i.e. how savings plans with minimum guaranteed return and a participation in positive excess return can be structured so as to prevent them becoming uncontrollable liabilities to the insurer: Choose a combination of guaranteed return and participation rate consistent with the initial investment required for a superhedge and pass on the surplus from the superhedge to the customer at the end of the life of the contract. This is becoming particularly relevant at a time when more and more pension schemes are fully funded through investment portfolios and a properly hedged minimum return guarantee seems politically desirable in order to protect future pensioners from excessive market risk.

## APPENDIX A. PROOF OF THEOREM

Pricing by *no arbitrage* implies that the power option price at  $t$  is given by

$$\begin{aligned} PO(t, X_t) &= B(t, t_N) E_{t_N} [(X_T^\alpha - K)^+ | \mathcal{F}_t] \\ &= B(t, t_N) \left[ E_{t_N} \left[ X_T^\alpha \mathbf{1}_{\{X_T^\alpha > K\}} | \mathcal{F}_t \right] - K P_{t_N} (X_T^\alpha > K | \mathcal{F}_t) \right] \end{aligned}$$

With equation (2) it follows

$$\frac{X(t_N)}{B(t_N, t_N)} = \frac{X(t)}{B(t, t_N)} \exp \left\{ -\frac{1}{2} \int_t^{t_N} \|\sigma(s, t_N)\|^2 ds + \int_t^{t_N} \sigma(s, t_N) dW_{t_N}(s) \right\}$$

and therefore

$$\begin{aligned} P_{t_N} (X_T^\alpha > K | \mathcal{F}_t) &= P_{t_N} (\alpha \ln X_T > \ln K | \mathcal{F}_t) \\ &= P_{t_N} \left( \ln \frac{X(t)}{B(t, t_N)} - \frac{1}{2} \int_t^{t_N} \|\sigma(s, t_N)\|^2 ds \right. \\ &\quad \left. + \int_t^{t_N} \sigma(s, t_N) dW_{t_N}(s) > \frac{1}{\alpha} \ln K | \mathcal{F}_t \right) \\ &= \mathcal{N} \left( \frac{\ln \frac{X_T}{B(t, t_N) \sqrt[\alpha]{K}} - \frac{1}{2} v_{t_N}^2(t)}{v_{t_N}(t)} \right), \quad \text{where } v_{t_N}(t) = \sqrt{\int_t^{t_N} \|\sigma(s, t_N)\|^2 ds} \end{aligned}$$

An application of Ito's lemma gives

$$\left( \frac{X(t_N)}{B(t_N, t_N)} \right)^\alpha = \left( \frac{X(t)}{B(t, t_N)} \right)^\alpha \exp \left\{ -\frac{1}{2} \alpha(1 - \alpha) v_{t_N}(t) \right\} \frac{D^{t_N}(t_N)}{D^{t_N}(t)}$$

where

$$D^{t_N}(t) := \exp \left\{ \alpha \int_0^t \sigma(s, t_N) dW_{t_N}(s) - \frac{1}{2} \alpha^2 \int_0^t \|\sigma(s, t_N)\|^2 ds \right\}$$

such that with  $dQ_t^{t_N} = D_t^{t_N} dP_t^{t_N}$  we have

$$E_{t_N} \left[ X_T^\alpha \mathbf{1}_{\{X_T^\alpha > K\}} | \mathcal{F}_t \right] = \left( \frac{X(t)}{B(t, t_N)} \right)^\alpha \exp \left\{ -\frac{1}{2} \alpha(1 - \alpha) v_{t_N}(t) \right\} Q_{t_N} (X_T^\alpha > K | \mathcal{F}_t)$$

Finally, using that

$$W_t^{Q_{t_N}} = W_t^{P_{t_N}} - \alpha \int_0^t \sigma(s, t_N) ds$$

is Brownian Motion with respect to  $Q_{t_N}$  it follows

$$\begin{aligned}
& Q_{t_N} (X_T^\alpha > K | \mathcal{F}_t) \\
&= Q_{t_N} (\alpha \ln X_T > \ln K | \mathcal{F}_t) \\
&= Q_{t_N} \left( \ln \frac{X(t)}{B(t, t_N)} - \frac{1}{2} \int_t^{t_N} \|\sigma(s, t_N)\|^2 ds \right. \\
&\quad \left. + \int_t^{t_N} \sigma(s, t_N) \left( dW_{t_N}^Q(s) + \alpha \sigma(s, t_N) ds \right) > \frac{1}{\alpha} \ln K | \mathcal{F}_t \right) \\
&= \mathcal{N} \left( \frac{\ln \frac{X_T}{B(t, t_N)^{\frac{\alpha}{\sqrt[\alpha]{K}}}} - \frac{1}{2} v_{t_N}^2(t)}{v_{t_N}(t)} + \alpha v_{t_N}(t) \right) \\
&= \mathcal{N} \left( \frac{\ln \frac{X_T}{B(t, t_N)^{\frac{\alpha}{\sqrt[\alpha]{K}}}} + \frac{1}{2} v_{t_N}^2(t)}{v_{t_N}(t)} - (1 - \alpha) v_{t_N}(t) \right)
\end{aligned}$$

## APPENDIX B. PARTIAL DERIVATIVES

LEMMA B.1. *Define*

$$f(t, z) := z^\alpha e^{-\frac{1}{2}\alpha(1-\alpha)v^2(t)} \mathcal{N} \left( h_1 \left( t, \frac{z}{\sqrt[\alpha]{K}} \right) - (1 - \alpha) v_{t_N}(t) \right) - K \mathcal{N} \left( h_2 \left( t, \frac{z}{\sqrt[\alpha]{K}} \right) \right),$$

where

$$h_1(t, z) = \frac{\ln z + \frac{1}{2} v_{t_N}^2(t)}{v_{t_N}(t)}; \quad h_2(t, z) = h_1(t, z) - v_{t_N}(t)$$

then it holds

$$\begin{aligned}
(i) \quad f_z(t, z) &= \alpha z^{(\alpha-1)} e^{-\frac{1}{2}\alpha(1-\alpha)v^2(t)} \mathcal{N} \left( h_1 \left( t, \frac{z}{\sqrt[\alpha]{K}} \right) - (1 - \alpha) v_{t_N}(t) \right) \\
(ii) \quad f_{zz}(t, z) &= \alpha z^{\alpha-2} e^{-\frac{1}{2}\alpha(1-\alpha)v_{t_N}^2(t)} \left[ (\alpha - 1) \mathcal{N} \left( h_1 \left( t, \frac{z}{\sqrt[\alpha]{K}} \right) - (1 - \alpha) v_{t_N}(t) \right) \right. \\
&\quad \left. + \frac{\mathcal{N}' \left( h_1 \left( t, \frac{z}{\sqrt[\alpha]{K}} \right) - (1 - \alpha) v_{t_N}(t) \right)}{v_{t_N}(t)} \right] \\
(iii) \quad f_t(t, z) &= v_{t_N}(t) v'_{t_N}(t) z^2 f_{zz}(t, z)
\end{aligned}$$

**Proof.** Notice that

$$\begin{aligned}
(*) \quad \mathcal{N} \left( h_1 \left( t, \frac{z}{\sqrt[\alpha]{K}} \right) - (1 - \alpha) v_{t_N}(t) \right) &= \mathcal{N}' \left( h_2 \left( t, \frac{z}{\sqrt[\alpha]{K}} \right) + \alpha v_{t_N}(t) \right) \\
&= \frac{1}{\sqrt{2\pi}} \exp \left\{ -\frac{1}{2} \left( h_2 \left( t, \frac{z}{\sqrt[\alpha]{K}} \right) + \alpha v_{t_N}(t) \right)^2 \right\} \\
&= K z^{-\alpha} e^{\frac{1}{2}\alpha(1-\alpha)v^2(t)} \mathcal{N}' \left( h_2 \left( t, \frac{z}{\sqrt[\alpha]{K}} \right) \right),
\end{aligned}$$

which immediately gives (i). Using (i) we have

$$\begin{aligned} f_{zz}(t, z) = & \alpha e^{-\frac{1}{2}\alpha(1-\alpha)v_{t_N}^2(t)} \left[ (\alpha - 1)z^{\alpha-2} \mathcal{N}\left(h_1\left(t, \frac{z}{\sqrt[\alpha]{K}}\right) - (1 - \alpha)v_{t_N}(t)\right) \right. \\ & \left. + z^{\alpha-1} \mathcal{N}'\left(h_1\left(t, \frac{z}{\sqrt[\alpha]{K}}\right) - (1 - \alpha)v_{t_N}(t)\right) \frac{\partial h_1\left(t, \frac{z}{\sqrt[\alpha]{K}}\right)}{\partial z} \right] \end{aligned}$$

Notice that with

$$\frac{\partial h_1\left(t, \frac{z}{\sqrt[\alpha]{K}}\right)}{\partial z} = \frac{\partial}{\partial z} \left( \frac{\ln z - \frac{1}{\alpha} \ln K + \frac{1}{2}v_{t_N}^2(t)}{v_{t_N}(t)} \right) = \frac{1}{zv_{t_N}(t)}$$

we have (ii). Finally, it holds

$$\begin{aligned} f_t(t, z) = & z^\alpha e^{-\frac{1}{2}\alpha(1-\alpha)v_{t_N}^2(t)} \left[ -\alpha(1 - \alpha)v_{t_N}(t)v'_{t_N}(t) \mathcal{N}\left(h_1\left(t, \frac{z}{\sqrt[\alpha]{K}}\right) - (1 - \alpha)v_{t_N}(t)\right) \right. \\ & + \mathcal{N}'\left(h_1\left(t, \frac{z}{\sqrt[\alpha]{K}}\right) - (1 - \alpha)v_{t_N}(t)\right) \left( h_t^{(2)}\left(t, \frac{z}{\sqrt[\alpha]{K}}\right) + \alpha v'_{t_N}(t) \right) \\ & \left. - K \mathcal{N}'\left(h_2\left(t, \frac{z}{\sqrt[\alpha]{K}}\right)\right) h_t^{(2)}\left(t, \frac{z}{\sqrt[\alpha]{K}}\right) \right] \end{aligned}$$

Using (\*) gives (iii).

## APPENDIX C. MARKET DATA USED IN SECTION 4

Strike	Settlement	Volatility	Strike	Settlement	Volatility	Strike	Settlement	Volatility
2200	1061.2	23.64	2875	514.4	21.94	3550	135.1	17.35
2225	1038.6	23.64	2900	496.4	21.77	3575	125.9	17.18
2250	1016.1	23.64	2925	478.7	21.6	3600	117.1	17.01
2275	993.9	23.64	2950	461.3	21.43	3625	108.6	16.84
2300	971.8	23.64	2975	444.1	21.26	3650	100.5	16.67
2325	950	23.64	3000	427.1	21.09	3675	92.8	16.5
2350	928.3	23.64	3025	410.5	20.92	3700	85.5	16.33
2375	906.9	23.64	3050	394.1	20.75	3725	78.5	16.16
2400	885.7	23.64	3075	378.1	20.58	3750	72	15.99
2425	864.8	23.64	3100	362.3	20.41	3775	65.7	15.82
2450	844.1	23.64	3125	346.8	20.24	3800	59.8	15.65
2475	823.7	23.64	3150	331.7	20.07	3825	54.3	15.48
2500	803.5	23.64	3175	316.8	19.9	3850	49.1	15.31
2525	783.6	23.64	3200	302.3	19.73	3875	44.3	15.14
2550	763.9	23.64	3225	288.1	19.56	3900	41.2	15.14
2575	744.5	23.64	3250	274.2	19.39	3925	38.4	15.14
2600	725.5	23.64	3275	260.7	19.22	3950	35.7	15.14
2625	706.6	23.64	3300	247.5	19.05	3975	33.2	15.14
2650	686.5	23.47	3325	234.6	18.88	4000	30.8	15.14
2675	666.5	23.3	3350	222.1	18.71	4025	28.6	15.14
2700	646.7	23.13	3375	210	18.54	4050	26.5	15.14
2725	627.2	22.96	3400	198.2	18.37	4075	24.6	15.14
2750	607.8	22.79	3425	186.7	18.2	4100	22.8	15.14
2775	588.7	22.62	3450	175.7	18.03	4125	21.1	15.14
2800	569.7	22.45	3475	165	17.86	4150	19.6	15.14
2825	551.1	22.28	3500	154.6	17.69	4175	18.1	15.14
2850	532.6	22.11	3525	144.7	17.52	4200	16.7	15.14

TABLE 2. Prices and implied volatilities for options on Sydney Futures Exchange SPI 200 stock index futures on 30 March 2001.

The options as well as the underlying futures expired at the end of June 2002. The settlement price of the underlying futures was 3239; the spot price inferred from the immediately expiring futures contract was 3148; the continuously compounded yield for the June 2002 maturity inferred from 90-day bank accepted bills futures also traded on the SFE was 4.7%. Source: Sydney Futures Exchange.

## REFERENCES

- Avellaneda, M., Levy, A. and Parás, A.** (1995), Pricing and Hedging Derivative Securities in Markets with Uncertain Volatilities, *Applied Mathematical Finance* **2**(2), 73–88.
- Bacinello, A. R.** (2001), Fair Pricing of Life Insurance Participating Policies with a Minimum Interest Rate Guaranteed, *Astin Bulletin* **31**(2), 275–297.
- Bacinello, A. R. and Ortu, F.** (1993), Pricing Equity-Linked Life Insurance with Endogenous Minimum Guarantee, *Insurance: Mathematics and Economics* **12**(3), 245–258.
- Black, F. and Scholes, M.** (1973), The Pricing of Options and Corporate Liabilities, *Journal of Political Economy* **81**, 637–59.
- Bodie, Z. and Crane, D. B.** (1999), The Design and Production of New Retirement Savings Products, *Journal of Portfolio Management* **25**(2), 77–82.
- Boyle, P. P. and Hardy, M. R.** (1997), Reserving for maturity guarantees: Two approaches, *Insurance: Mathematics and Economics*.
- Boyle, P. P. and Schwartz, E. S.** (1977), Equilibrium Prices of Guarantees under Equity-Linked Contracts, *Journal of Risk and Insurance* **44**, 639–660.
- Brennan, M. J. and Schwartz, E. S.** (1976), The Pricing of Equity-Linked Life Insurance Policies with an Asset Value Guarantee, *Journal of Financial Economics* **3**, 195–213.
- Brennan, M. J. and Schwartz, E. S.** (1979), Alternative Investment Strategies for the Issuers of Equity Linked Life Insurance Policies with an Asset Value Guarantee, *Journal of Business* **52**(1), 63–93.
- Briys, E. and de Varenne, F.** (1997), On the Risk of Insurance Liabilities: Debunking Some Common Pitfalls, *The Journal of Risk and Insurance* **64**(4), 673–694.
- Dudenhausen, A., Schlögl, E. and Schlögl, L.** (1998), Robustness of Gaussian Hedges under Parameter and Model Misspecification, *Technical report*, University of Bonn, Department of Statistics.
- El Karoui, N., Jeanblanc-Picqué, M. and Shreve, S.** (1998), Robustness of the Black and Scholes Formula, *Mathematical Finance* **8**(2), 93–126.
- Esser, A.** (2002), Derivatives written on a Power of the Stock Price: General Valuation Principles and Application to Stochastic Volatility Models, School of Business and Economics, Goethe University, working paper .
- Geman, H., El Karoui, N. and Rochet, J.-C.** (1995), Changes of Numeraire, Changes of Probability Measure and Option Pricing, *Journal of Applied Probability* **32**, 443–458.
- Grosen, A. and Jørgensen, P. L.** (1997), Valuation of Early Exercisable Interest Rate Guarantees, *Journal of Risk and Insurance* **64**(3), 481–503.
- Grosen, A. and Jørgensen, P. L.** (1999), Fair Valuation of Life Insurance Liabilities: The Impact of Interest Guarantees, Surrender Options, and Bonus Policies, Aarhus School of Business, University of Aarhus, working paper .
- Harrison, J. and Kreps, D.** (1979), Martingales and Arbitrage in Multiperiod Security Markets, *Journal of Economic Theory* **20**, 381–408.
- Harrison, J. and Pliska, S. R.** (1981), Martingales and Stochastic Integrals in the Theory of Continuous Trading, *Stochastic Processes and Their Application* **11**, 215–260.
- Heath, D., Jarrow, R. and Morton, A.** (1992), Bond Pricing and the Term Structure of Interest Rates: A New Methodology for Contingent Claim Valuation, *Econometrica* **60**(1), 77–105.
- Jørgensen, P. L.** (2001), Life Insurance Contracts with Embedded Options, *The Journal of Risk Finance* **3**(1), 19–30.
- Miltersen, K. R. and Persson, S.-A.** (1998), Guarantees Investment Contracts: Distributed and Undistributed Excess Return, Odense University, working paper .
- Musiela, M. and Rutkowski, M.** (1997), *Martingale Methods in Financial Modelling*, Vol. 36 of *Applications of Mathematics*, Springer-Verlag, New York, New York, USA.
- Nielsen, J. A. and Sandmann, K.** (1995), Equity-Linked Life Insurance: A Model with Stochastic Interest Rates, *Insurance: Mathematics and Economics* **16**, 225–253.
- Pelsser, A.** (2002), Pricing and Hedging Guaranteed Annuity Options via Static Option Replication, Erasmus University of Rotterdam, working paper .
- Vanderhoof, I. T. and Altman, E. I.** (1998), *The Fair Value of Insurance Liabilities*, The New York University Salomon Center Series on Financial Markets and Institutions, Kluwer Academic Publishers.

**Zhang, P. G.** (1998), *Exotic Options—A Guide to Second Generation Options*, World Scientific.